

Resettlement Plan

Document Stage: Updated Draft for Consultation
Project Number: 42173-013
April 2019

BAN: Dhaka Environmentally Sustainable Water Supply Project – Intake to Baliapara (Section 2) PART A

Prepared by the Dhaka Water Supply and Sewerage Authority, Government of the Peoples Republic of Bangladesh for the Asian Development Bank.

This updated resettlement plan is a document of the borrower. The views expressed herein do not necessarily represent those of ADB's Board of Directors, Management, or staff, and may be preliminary in nature. Your attention is directed to the "terms of use" section of this website.

In preparing any country program or strategy, financing any project, or by making any designation of or reference to a particular territory or geographic area in this document, the Asian Development Bank does not intend to make any judgments as to the legal or other status of any territory or area.

Resettlement Plan

Document Stage: Updated Draft for Consultation
Project Number: 42173-013
April 2019

BAN: Dhaka Environmentally Sustainable Water Supply Project – Intake to Baliapara (Section 2)

Prepared by the Dhaka Water Supply and Sewerage Authority, Government of the Peoples Republic of Bangladesh for the Asian Development Bank.

This updated resettlement plan is a document of the borrower. The views expressed herein do not necessarily represent those of ADB's Board of Directors, Management, or staff, and may be preliminary in nature. Your attention is directed to the “terms of use” section of this website.

In preparing any country program or strategy, financing any project, or by making any designation of or reference to a particular territory or geographic area in this document, the Asian Development Bank does not intend to make any judgments as to the legal or other status of any territory or area.

CURRENCY EQUIVALENTS

(as of 31 April 2019)

Currency Unit – Bangladeshi Taka (BDT)
USD 1.00 = BDT 84.00

ABBREVIATIONS

ADB	- Asian Development Bank
AHH	- Affected Household Head
ARIPO	- Acquisition and Requisition of Immovable Property Ordinance
BBS	- Bangladesh Bureau of Statistics
BDT	- Bangladeshi Taka
CBE	- Commercial and Business Enterprise
CCL	- Cash Compensation under Law
CMP	- Current Market Price
CMV	- Current Market Value
CPR	- Common Property Resources
CRO	- Chief Resettlement Officer
DAE	- Department of Agricultural Extension
DESWSP	- Dhaka Environmentally Sustainable Water Supply Project
DoF	- Department of Forest
DORP	- Development Organization of the Rural Poor
DPD	- Deputy Project Director
DWASA	- Dhaka Water Supply and Sewerage Authority
EMA	- External Monitoring Agency
FGD	- Focus Group Discussion
GoB	- Government of Bangladesh
GRC	- Grievance Redress Committee
GRM	- Grievance Redress Mechanism
HIES	- Household Income and Expenditure Survey
IOL	- Inventory of Losses
INGO	- Implementing Non-Government Organization
IRLA	- Income Restoration and Livelihood Assistance
JVC	- Joint Verification Committee
JVS	- Joint Verification Survey
LIRP	- Livelihood and Income Restoration Program
MDSC	- Management, Design and Supervision Consultant
MIS	- Management Information System
MFI	- Micro- Finance Institution
MLD	- Million Liters per Day

MoU	-Memorandum of Understanding
PVAC	- Property Valuation Advisory Committee
PMC	- Project Management Committee
PMU	- Project Management Unit
RAC	- Resettlement Advisory Committee
RoW	- Right of Way
SEC	- Social and Environmental Circle
SES	- Socio-economic Survey
SIU	- Safeguard Implementation Unit
SPS	- Safeguard Policy Statement
ToR	- Terms of Reference
WTP	- Water Treatment Plant

NOTES

CONVERSION OF LAND/AREA MEASUREMENTS

1 ha	-	2.47 acres
1 ha	-	10,000 sq.m
1 acre	-	100 decimal
1 sq.m	-	10.76 square feet (sft)

LOCAL TERMS

<i>chala:</i>	roof
<i>crore:</i>	10 million (= 100 lakh)
<i>khal:</i>	drainage/ditch/canal
<i>khas:</i>	land/property belonging to government
<i>kutchra:</i>	structures built without bricks and mortar or without concrete
<i>lac:</i>	100,000
<i>pourasava:</i>	municipality
<i>pucca:</i>	structures built with bricks and mortar or concrete
<i>semi-pucca:</i>	structures built partly with bricks and mortar or concrete
<i>union parishad:</i>	local Government Administrative Unit
<i>upazila:</i>	administrative unit below the district level.
<i>zila</i>	district

GLOSSARY

Affected Person: are those who are physically displaced (relocation, loss of residential land, or loss of shelter) and/or economically displaced (loss of land, assets, access to assets, income sources, or means of livelihoods) as a result of (i) involuntary acquisition of land, or (ii) involuntary restrictions on land use or on access to legally designated parks and protected areas.

Affected Households: means (i) a family whose primary place of residence or other property or source of livelihood is adversely affected by the acquisition of land for a project or involuntary displacement due to any other reason; (ii) any tenure holder, tenant, lessee or owner of other property, who on account of acquisition of land in the affected area or otherwise, has been involuntarily displaced from such land or other property; (iii) any agricultural or non-agricultural laborer, landless person (not having homestead land or agricultural land) rural artisan, small trader or self-employed person; who has been residing or engaged in any trade, business, occupation or vocation in the affected area, and who has been deprived of earning his livelihood or alienated wholly or substantially from the main source of his trade, business, occupation or vocation because of the acquisition of land in the affected area or being involuntarily displaced for any other reason

Assistance: means support, rehabilitation and restoration measures extended in cash and/or kind over and above the compensation for lost assets.

Compensation: means payment in cash for an asset to be acquired or affected by a project at replacement cost at current market value.

Community: a community is commonly considered as a social group of people living in a given geographical area (here community will comprise of the unauthorized people living in the concerned site) who share common norms, values, identity and often a sense of a common civic. These people tend to define those social ties as important to their identity, practice, and roles in social institutions like family, home, work, government, society, or humanity. For this document, the affected population living in the area could be considered as a community.

Cut-off-Date: refers to the date after which eligibility for compensation or resettlement assistance (as the case may be) will not be considered. The date of notification for land acquisition under ARIPO will be considered as the cut-off date for Affected Persons who have legal title to the land/property proposed for acquisition.

Displaced Person: as per ADB Safeguard Policy Statement (SPS) 2009, displaced persons are those who are physically displaced (relocation, loss of residential land, or loss of shelter) and or economically displaced (loss of land, assets, access to assets, income sources, or means of livelihoods) as a result of (i) involuntary acquisition of land, or (ii) involuntary restrictions on land use.

Entitlements: include the range of measures comprising cash or kind compensation, relocation cost, income restoration assistance, transfer assistance, income substitution and business restoration, which are due to Affected Households, depending on the type and degree/nature of their losses, to restore their social and economic base.

Eminent Domain: refers to the regulatory authority of the Government to obtain land for public purpose/interest or use as described in the 1982 Ordinance and Land Acquisition Law.

Inventory of Losses: includes the inventory of the affected properties during census survey for record of affected or lost assets for preparation of the Resettlement Plan.

Replacement Cost: is the amount required for the Affected Person to replace/reconstruct the lost assets through purchase in the current open market.

Primary Structures: refers to all residential and commercial structures.

Secondary structures: (fences and walls, tube-wells, poultry and cattle shed, concrete stairs, concrete drains, latrines etc.).

Tenants: are those persons having bonafide written or unwritten tenancy agreements, with a private property owner having clear property titles, to occupy a structure or land for agricultural use, residence and business or have a receipt from the Panchayat or other government body for the use of government land.

Titleholders: are those who have legal title to land, structure and other assets.

Vulnerable Households: according to ADBs SPS 2009 Policy Principles vulnerable groups are those below the poverty line, the landless, the elderly, women and children, and Indigenous Peoples, and those without legal title to land. In this subproject the following categories of vulnerable are identified (i) below the poverty line (BPL); (ii) headed by elderly (iii) headed by women (iv) headed by disabled person and; (v) landless households, without title to land.

CONTENTS

EXECUTIVE SUMMARY	i
I. Introduction	3
A. Project Description	3
B. Section Description	4
C. Objective of the Resettlement Plan	7
D. Methodology for Minimizing Project Impacts	9
E. Methodology for Preparation of the Resettlement Plan	9
F. Cut-off date	9
II. SCOPE OF LAND ACQUISITION AND ReSettlement	10
A. Land Acquisition	11
B. Resettlement Impacts	12
C. Other Impacts	14
III. SOCIOECONOMIC INFORMATION AND PROFILE	16
A. Profile of Affected Persons	16
B. Other Social Indicators	22
III. INFORMATION DISCLOSURE, CONSULTATION, AND PARTICIPATION	23
A. Public Consultation	23
B. Focus Group Discussion (FGD)	29
C. Information Disclosure	35
IV. GRIEVANCE REDRESS MECHANISM	35
A. Proposed Grievance Redress Committee	35
B. Documentation and Record Keeping	39
C. Grievance Redress Monitoring	39
V. ENTITLEMENTS, ASSISTANCE AND BENEFITS	40
A. Types of Losses and Impact Category	40
B. Entitlement Matrix	40
IV. COMPENSATION	44
A. Compensation Payments	44
B. Assistance	45
C. Procedure for Compensation Payment to APs	46
D. Calculation of Replacement Value	46
VI. RELOCATION OF HOUSING AND SETTLEMENT	51
A. Relocation of Affected Families	51
B. Integration of Affected households with Host Population	51
VII. INCOME RESTORATION AND LIVELIHOOD ASSISTANCE	51
A. Livelihood Impact and Risks	51
B. Livelihood and Income Restoration Program (LIRP)	52
VIII. RESETTLEMENT BUDGET AND FINANCING PLAN	57
A. Budget and Financial Plan	57
B. Approval of the Resettlement Budget	74
C. Management of Resettlement Fund	74

IX.	INSTITUTIONAL ARRANGEMENTS AND RESPONSIBILITIES	74
	A. Institutional Arrangement	74
	B. Organizational Set Up	77
	C. Institutional Capacity Development Program	80
X.	IMPLEMENTATION SCHEDULE	81
XI.	MONITORING AND REPORTING	84
	A. Internal Monitoring	84
	B. External Monitoring	84
	C. Monitoring and Evaluation Indicators	85
	D. Reporting Requirements	86
	Annexure- 1: Survey Questionnaire	88
	Annexure- 2: Cash Compensation under Law payment list	97
	Annexure- 3: Details of Affected Persons/ Households	118
	Annexure- 4: List of Wage Earners	186
	Annexure- 5: List of Tenants	189
	Annexure – 6: List of Vulnerable Persons	190
	Annexure 7- 1: Consultation Meeting Attendance Sheet in English	206
	Annexure 7- 2: Consultation Meeting Attendance sheet, in Bengali (with Signature)	215
	Annexure 8- 1: Focus Group Discussions, Attendance Sheets	229
	Annexure 8- 2: Focus Group Discussion, Attendance Sheets in Bengali (with signature)	236
	Annexure 8- 3: Photographs	248
	Annexure- 9: Grievance Redress Committee formation at Union Level	249
	Annexure- 11: Leaflet - Information on Project and Grievance Redress	256
	Annexure- 12: Property Valuation Advisory Committee Meeting	257
	Annexure - 13: NGO Terms of Reference	294
	Annexure - 14: MLGRDC Notification (Revised)	305
	Annexure - 15: Outline of Social Safeguards Monitoring Report	308

EXECUTIVE SUMMARY

The Dhaka Environmentally Sustainable Water Supply Project (DESWSP) will provide more reliable and sustainable water supply for Dhaka City dwellers by developing a new surface water supply scheme for supply augmentation, which includes development of a water intake at Meghna River, one raw water transmission pipeline, a water treatment plant (WTP) at Gandharbpur with capacity of 500 million liters per day (MLD), a treated water transmission pipeline to the existing water supply network, and distribution reinforcements. The project also includes distribution network improvements to reduce non-revenue water, and will promote household and community access to safe water, including support to low-income communities. Dhaka Water Supply and Sewerage Authority (DWASA) is the executing and implementing agency of the project.

This Resettlement Plan has been prepared within the Resettlement Framework of the project based on applicable legal and policy frameworks of the Government of Bangladesh, namely the Acquisition and Requisition of Immovable Property Ordinance 1982 and its subsequent amendments in 1993 and 1994 (ARIPO), and ADB's Safeguards Policy Statement (SPS), 2009. This project is co-financed by European Investment Bank (EIB) and Agence Française De Development (AFD).

This Resettlement Plan is prepared for Package 1, Section 2, pipe alignment from Intake (Choitankanda) to Baliapara (End of Araihaazar) in Araihaazar *Upazila* in Narayanganj District. This project component will include 22 km, 2x1600 mm diameter raw water pipelines from intake to Gandharbpur WTP site. This Section is categorized as Category A for Involuntary Resettlement impacts.

Land acquisition requirements for this component is 110.15 acres (44.59 Ha.) of which 106.08 acres is private land and 4.07 acres is *khas* (Government) land. The project will lead to loss of land and livelihood. There are 1077 households who will be losing land. The project will have address all these impacts based on the agreed Resettlement Framework of the Project.

Based on the census survey, the project will impact 1178 households and 5784 affected persons. Out of the total households, 262 households will be losing primary structures of which 20 are business structures and 242 are residential structures. There are 18 tenants and 83 handloom wage laborers/ employees. There are no non-titleholders in this Section. There are 384 vulnerable category households, which include those: (i) below the poverty line; (ii) households headed by elderly; (iii) households headed by women and (iv) households headed by disabled persons. The project affected persons include the tenants and the handloom wage labourers.

Consultations were conducted throughout the project area in the form of focus group discussions and consultation meetings with the community and affected persons. A total of 12 consultation meetings and 15 focus group discussions (FGDs) were held during the period of January-July 2016 in this project component area. Consultation with the communities revealed that people were in favor of the project, but expected fair compensation and proper resettlement and rehabilitation assistances. Consultation meetings have been conducted during the Resettlement Plan design through community meetings and FGDs and will continue throughout the RP Implementation. The Resettlement Plan will be made available at DWASA local offices, INGO offices and the local Union and Upazila Parishad offices. A summary of the Resettlement Plan will be made available in Bengali and will be disclosed in public places and distributed amongst affected persons and community after finalization of RP. The final RP will be uploaded in the DWASA and ADB website.

DWASA has established a Project Management Unit (PMU), headed by a Project Director (PD). The Project Director will act as Chief Resettlement Officer (CRO). Deputy Project Director (DPD) and one Executive Engineer at PMU will assist PD to execute and implement the project RPs. Local Government Division under the MLGRDC has formed Joint Verification Committee (JVC), Property Valuation Advisory Committee (PVAC), Grievance Redress Committee (GRC) and Resettlement Advisory Committee (RAC) as a part of the institutional arrangement for implementation of the RP. The PMU has appointed Development Organization of the Rural Poor (DORP), an experienced INGO for implementation of the Resettlement Plan and Livelihood and Income Restoration Program (LIRP) for the affected households.

A Project GRM has been established to receive, evaluate, and facilitate the resolution of affected persons' concerns, complaints, and grievances regarding resettlement and compensation related issues. At the first level the INGO and PMU will help resolve the grievances. The project GRC forms the second tier of redress in the GRM process. And the Project Director /PMU is the third level at which grievances can be redressed. The PMU will, through the INGO conduct awareness campaigns to ensure that all affected persons including the poor and vulnerable households are made aware of grievance redress procedures and entitlements. The PMU will have the overall responsibility for timely grievance redress on social safeguards issues and for registration of grievances, related disclosure, and communication with the aggrieved party.

This project component, which is a part of Package 1, will be implemented over 48 months, from July 2018 to June 2022. In line with the principles laid down in the project Resettlement Framework, the executing agency, DWASA, will ensure that program activities are synchronized between the resettlement plan implementation activities and the project construction. The DWASA will ensure that no physical or economic displacement of APs will occur until: (i) compensation at full replacement cost has been paid to each affected person; (ii) other entitlements listed in the resettlement plan are provided to the APs; and (iii) a comprehensive income and livelihood rehabilitation program, supported by an adequate budget, is in place to help APs improve, or at least restore, their incomes and livelihoods.

The R&R cost for this project component is BDT **146, 66, 97,326** (USD 17,460,682).

I. INTRODUCTION

A. Project Description

1. The Dhaka Environmentally Sustainable Water Supply Project (DESWSP) will provide reliable and sustainable water supply for Dhaka City dwellers by developing a new surface water supply scheme for supply augmentation, which includes development of a water intake at Meghna River, one raw water transmission pipeline, a water treatment plant at Gandharbpur with capacity of 500 million liters per day (MLD), a treated water transmission pipeline to the existing water supply network, and distribution reinforcements. The project also includes distribution network improvements to reduce non-revenue water, and will promote household and community access to safe water, including support to low-income communities. Dhaka Water Supply and Sewerage Authority (DWASA) is the executing and implementing agency of the project.

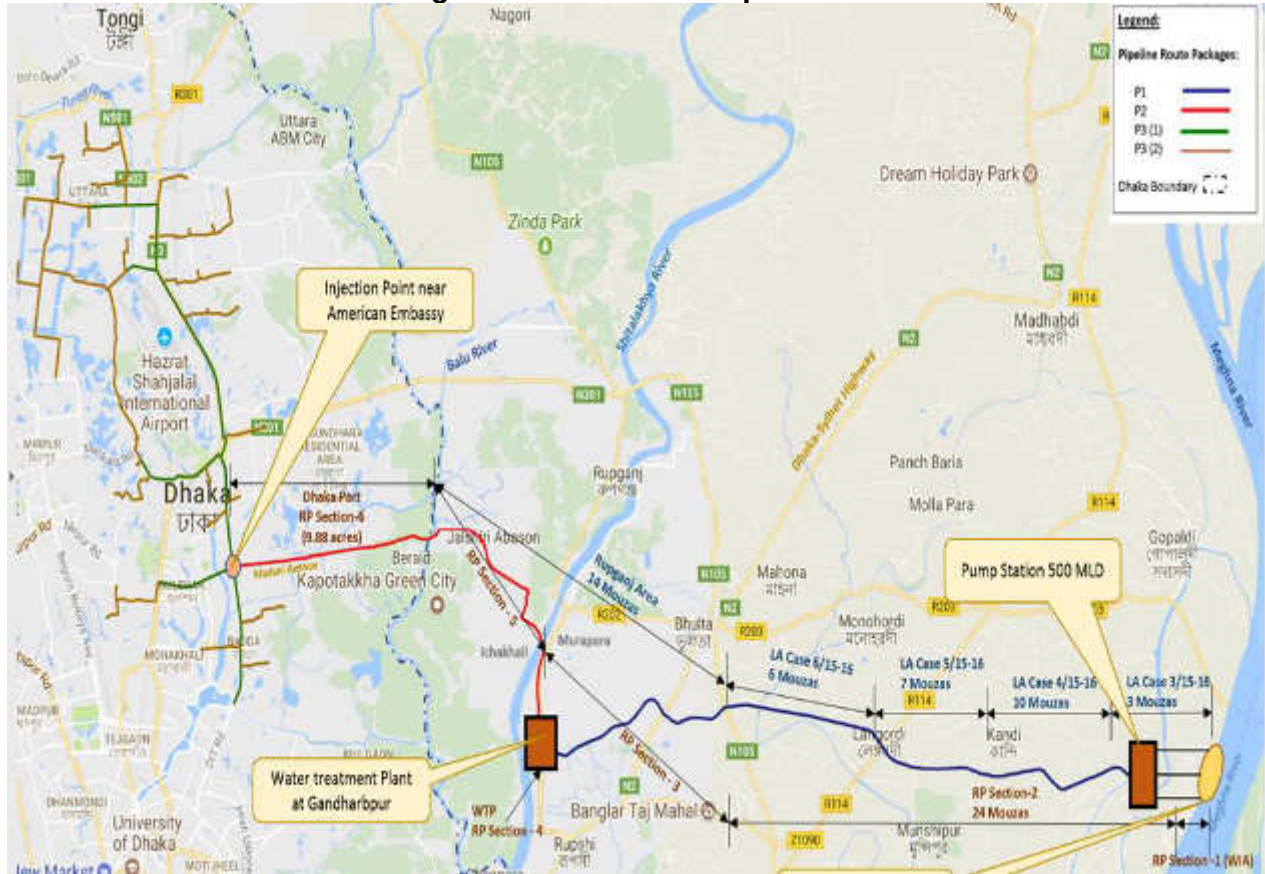
2. The Dhaka Environmentally Sustainable Water Supply Project will provide treated water to Dhaka city dwellers through DWASA distribution system. The project will extract surface water from the Meghna River at Shamvupura Mouza of Arihazar Upazila where a reservoir will be constructed. This surface water will be delivered through 22 km pipeline to the Water Treatment Plant at Gandharbpur in Rupganj Upazila. The treated water will then be delivered through 14 km pipeline to the distribution network of Dhaka city near US Embassy at Baridhara. This project aims to reduce abstraction of ground water by 150 million liter per day (MLD). The project components are summarized in Table 1.1.

Table 1.1: Project Components

SL. No.	Component	Infrastructure	Contract Package	Resettlement Plans prepared Package wise
1	Water intake	1050 MLD capacity	DBO contract Package 1	RP Section 1 RP Section 2 RP Section 3 (part coverage from Gandharbpur WTP to Murapara) RP Section 4
2	Pumping station	525 MLD capacity pumping station with 500 MLD pumping equipment		
3	Raw water transmission mains	22 km, 2x1600 mm dia raw water pipelines from intake to Gandharbpur WTP site		
4	Water treatment plant	500 MLD capacity WTP at Gandharbpur		
5	Treated water transmission mains	14-km, 2X1600 mm treated water pipeline from WTP to US Embassy injection point	Construction Contract Package 2	RP Section 3 (part coverage from Darikandichak to Murapara) RP Section 5 RP Section 6
6	Distribution reinforcement	23 km distribution reinforcement (from 1600 mm dia to 900 mm dia)	Construction Contract Package 3.1	-
7	Feeder line inside Dhaka City	45 Km Feeder line to connect existing water network in Dhaka City	Package 3.2	-
8	Distribution network rehabilitation (ICB 2.7)	Replacements water lines of 16 DMAs in the existing Dhaka City distribution networks in MODS ZONE 6 area	DB Contract	16 RPs prepared

Figure 1.1 show the project area indicating project activities of components 1–6.

Figure 1.1: DESWP Components



3. The Resettlement Plans for DESWSP cover 6 Sections. This Resettlement Plan covers Section 2: Intake to Baliapara (End of Araihasar). The Resettlement Plans for the different sections is given in Table 1.2.

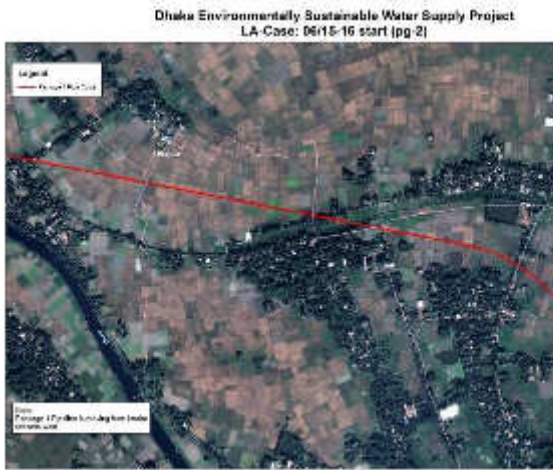
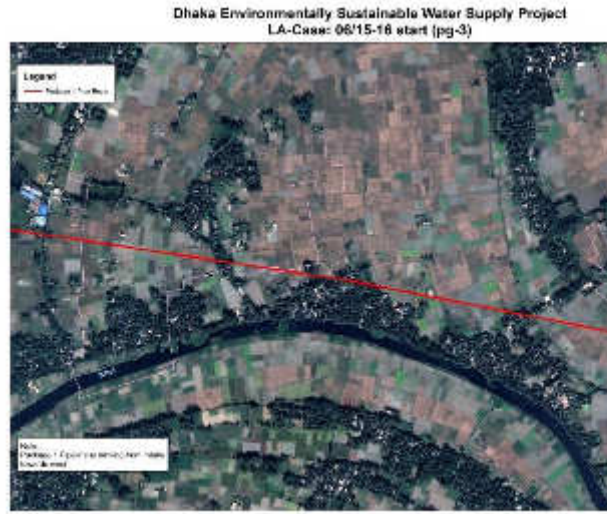
Table 1.2: Resettlement Plans for the project

Sections	Description
Section 1	Water Intake Area
Section 2	Water Intake to Baliapara (End of Araihasar)
Section 3	Darikandichak (Start of Rupganj) to Murapara via Gandharbpur WTP
Section 4	Water Treatment Plant of Gandharbpur
Section 5	Rupganj (West bank of Sitalakhya River) to Balu River (East Bank)
Section 6	Balu River (West Bank) to Vatara along Madani Avenue up to Baridhara

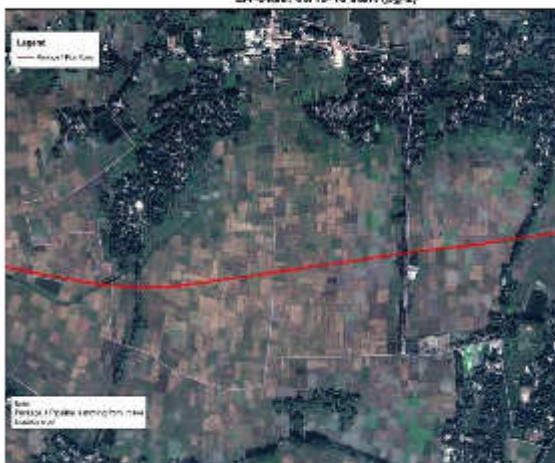
B. Section Description

4. Section-2 is located in Araihasar *Upazila* of Narayanganj District. It starts at Chaitankanda *Mouza* and ends at Baliapara of Araihasar *Upazila*. The total length of the alignment is about 15.5 km and covers 24 *Mouzas* and 6 Unions. This section involves the construction of raw water pipe line 2x 1600 mm diameter for 15.5 Km upto Baliapara *Mouza* (end of Araihasar). The location of the alignment is given in Figure 1.2.

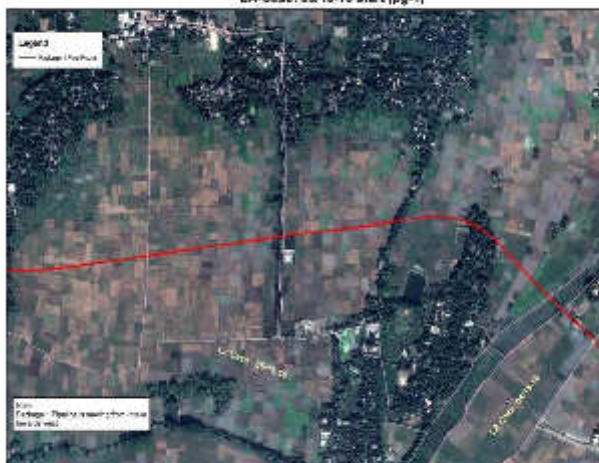
Figure 1.2: Location Map of the Raw Water Transmission Line



Dhaka Environmentally Sustainable Water Supply Project
LA-Case: 05/15-16 start (pg-2)



Dhaka Environmentally Sustainable Water Supply Project
LA-Case: 05/15-16 start (pg-1)



Dhaka Environmentally Sustainable Water Supply Project
LA-Case: 04/15-16 start (pg-3)



Dhaka Environmentally Sustainable Water Supply Project
LA-Case: 04/15-16 start (pg-2)



**Dhaka Environmentally Sustainable Water Supply Project
LA-Case: 04/15-16 start (pg-1)**



5. The Project aims to improve and enhance water supply system in the Dhaka city in reliable, efficient and sustainable manner. The principal aim of the project is to ensure and enhance the use of surface water sources, and thereby decrease reliance on ground water abstraction.

C. Objective of the Resettlement Plan

6. This resettlement plan is prepared for Package 1, Section 2. The resettlement plan has been prepared to identify and mitigate the impacts in Intake Area upto Baliapara, within the resettlement framework for the project.

7. The RP of this section is classified as Category A, based on the SPS 2009 Involuntary Resettlement criteria. This Resettlement Plan is prepared in accordance with ADB SPS 2009 requirements for involuntary resettlement which includes:

- (i) Screen the project early on to identify past, present, and future involuntary resettlement impacts and risks. Determine the scope of resettlement planning through a survey and/or census of displaced persons, including a gender analysis, specifically related to resettlement impacts and risks.
- (ii) Carry out meaningful consultations with affected persons, host communities, and concerned nongovernment organizations. Inform all displaced persons of their entitlements and resettlement options. Ensure their participation in planning, implementation, and monitoring and evaluation of resettlement programs. Pay particular attention to the needs of vulnerable groups, especially those below the poverty line, the landless, the elderly, women and children, and Indigenous Peoples, and those without legal title to land, and ensure their participation in consultations. Establish a grievance redress mechanism to receive and facilitate

resolution of the affected persons' concerns. Support the social and cultural institutions of displaced persons and their host population. Where involuntary resettlement impacts and risks are highly complex and sensitive, compensation and resettlement decisions should be preceded by a social preparation phase.

- (iii) Improve, or at least restore, the livelihoods of all displaced persons through (i) land-based resettlement strategies when affected livelihoods are land based where possible or cash compensation at replacement value for land when the loss of land does not undermine livelihoods, (ii) prompt replacement of assets with access to assets of equal or higher value, (iii) prompt compensation at full replacement cost for assets that cannot be restored, and (iv) additional revenues and services through benefit sharing schemes where possible.
- (iv) Provide physically and economically displaced persons with needed assistance, including the following: (i) if there is relocation, secured tenure to relocation land, better housing at resettlement sites with comparable access to employment and production opportunities, integration of resettled persons economically and socially into their host communities, and extension of project benefits to host communities; (ii) transitional support and development assistance, such as land development, credit facilities, training, or employment opportunities; and (iii) civic infrastructure and community services, as required.
- (v) Improve the standards of living of the displaced poor and other vulnerable groups, including women, to at least national minimum standards. In rural areas provide them with legal and affordable access to land and resources, and in urban areas provide them with appropriate income sources and legal and affordable access to adequate housing.
- (vi) Develop procedures in a transparent, consistent, and equitable manner if land acquisition is through negotiated settlement to ensure that those people who enter into negotiated settlements will maintain the same or better income and livelihood status.
- (vii) Ensure that displaced persons without titles to land or any recognizable legal rights to land are eligible for resettlement assistance and compensation for loss of nonland assets.
- (viii) Prepare a resettlement plan elaborating on displaced persons' entitlements, the income and livelihood restoration strategy, institutional arrangements, monitoring and reporting framework, budget, and time-bound implementation schedule.
- (ix) Disclose a draft resettlement plan, including documentation of the consultation process in a timely manner, before project appraisal, in an accessible place and a form and language(s) understandable to affected persons and other stakeholders. Disclose the final resettlement plan and its updates to affected persons and other stakeholders.
- (x) Conceive and execute involuntary resettlement as part of a development project or program. Include the full costs of resettlement in the presentation of project's costs and benefits. For a project with significant involuntary resettlement impacts, consider implementing the involuntary resettlement component of the project as a stand-alone operation.
- (xi) Pay compensation and provide other resettlement entitlements before physical or economic displacement. Implement the resettlement plan under close supervision throughout project implementation.
- (xii) Monitor and assess resettlement outcomes, their impacts on the standards of living of displaced persons, and whether the objectives of the resettlement plan have been achieved by taking into account the baseline conditions and the results of resettlement monitoring. Disclose monitoring reports.

D. Methodology for Minimizing Project Impacts

8. The methodology used for minimizing impact in this project component includes:
- (i) **Design.** Design has been done to minimize impacts. The pipe line alignment was decided based on minimum impact on structures
 - (ii) **Construction Management.** All those carrying out agriculture, will be given prior notice to harvest their crops before starting construction work. The valuation of the crops will be done at replacement value, and the payment will be made prior to harvesting.
 - (iii) **Livelihood support.** The LIRP will be carried out to assist the affected persons to develop new activities and better income opportunities to mitigate project impacts

E. Methodology for Preparation of the Resettlement Plan

9. The Resettlement Plan has been prepared based on the information collected through census and socio-economic survey, focus group discussions and consultation meetings held with affected households, local authorities and the community.

10. Questionnaires, checklist formats were prepared in Bengali, which were field tested and finalized. Before the survey, all field staff were given a 3-day training on creating a responsive environment with affected households, maintaining confidentiality, communication skill and how to present the tools/instruments and recording their responses. The aim of the census/ socio-economic survey was to identify the affected households/ persons, establish a detailed inventory of losses by type and quantity and identify the socioeconomic condition of the affected households. The results of the census survey were subsequently analyzed to frame a resettlement and livelihood restoration program; to determine the resettlement plan implementation costs involved and establish a database of affected persons among others. The objectives of the socio-economic survey were to identify the affected households, establish a detailed inventory of the affected household losses that would occur by type and quantity; develop socio-economic profiles of the affected households.

11. A series of consultation meetings and focus group discussions were conducted. 15 FGDs and 12 consultation meetings were held between September-November 2016 with the affected persons and primary stakeholders of the project area. The discussions were held on probable project impacts and mitigation measures, potential social and environmental impacts, business restoration, income generating alternatives, gender issues, and scope of work for poor and affected people etc.

F. Cut-off date

12. Any person, whose asset and or income is affected by the project, whether permanently or temporarily, and regardless of whether the person has legal title to the affected land or asset, is eligible to receive compensation and assistance from the Project. For title-holders, eligibility will be the date of publication of the notification of under Section 3 by the Deputy Commissioner as per the ARIPO, which is defined as the cut-off date for legal owners.

The cut-off date for titleholders for Section-2 is 3rd January 2016, as per the notice under Section-3, served by the Deputy Commissioner under LA Case No: 03/2015-2016, 4/2015-2016, 5/2015-2016 and 6/2015-2016. According to census survey no non-title holders were identified in this

section. Any persons moving into the Project area after the cut-off dates will not be entitled for compensation or assistance under the Project.

II. SCOPE OF LAND ACQUISITION AND RESETTLEMENT

13. The project land acquisition and resettlement impacts were identified through the census and the socio - economic survey carried out in January 2016. The survey questionnaires have been given in Annex 1.

14. Construction in this section will be on plain agricultural land on the right bank of the Meghna River. The project will have impact on land, structures, trees and livelihood due to land acquisition. Summary of impacts assessed is given in Table 2.1. The details of affected households are given in Annex 3.

Table: 2.1: Summary of Impacts

Sl. No.	Impacts/Types of losses	Unit	Total
A	Land Acquisition in the Project (1+2)	Acre	110.1525
	1. Private Land	Acre	106.0825
	2. GoB Land	Acre	4.0700
B	Total Affected Households	Nos.	1178
C	Total Affected Populations	Nos.	5784 ¹
D	Number of Household to be Relocated*	Nos.	113
E	Number of affected households Facing Significant Loss of Business*	Nos.	25
F	Number of Households Facing Significant Loss of Crops*	Nos.	1077
G	Total Vulnerable Households (1+2) (1941 persons)	Nos.	384
	1. Female Headed Affected Households	Nos.	60
	2. Male Headed Affected Households		
	2.1 Elderly Headed Households (≥65)	Nos.	183
	2.2 Below poverty line (BPL) Households	Nos.	137
	2.3 Disabled Headed Households	Nos.	4
H	Affected Primary and Secondary Structures		
	i. Affected Primary Structures (Residential)	Nos.	242
	ii. Affected Primary Structures (Business)	Nos.	20
	iii. Affected Secondary Structures (Nos.)	Nos.	187
	iv. Affected Secondary Structures (rft) (boundary wall, stairs, gate)	rft	1726.02
	v. Affected Secondary Structures (sft) (floor)	sft	161
	vi. Affected Secondary Structures (cft) (safety tank)	cft	4426.89
I	Number of Wage Laborers in Handloom/Factory	Nos.	83
J	Number of Affected Tenants	Nos.	18
K	Number of Affected Trees (Including Banana and Bamboo)	Nos.	6352

¹ The wage losers/ employees are included in the total population, but not in the total households. Separate surveys were carried out for them. The socio – economic analysis has been done for 1178 PAH / 5683.

Source: Census January 2016

Note: * The affected households can overlap with one or more categories

A. Land Acquisition

15. Land acquisition requirements were identified during preliminary engineering design. Total land required for this section 2 area is 110.1525 (44.59Ha.) acres of which 106.0825 acres is privately owned and 4.07 acres is public (*Khas*) land. No specific owner of *Khas* land was identified. There are 1077 households who are cultivators. There are no sharecroppers in this Section. According to Land Governing Administrative procedures, Deputy Commissioner is the owner of *Khas* land on behalf of Government of Bangladesh. The CCL payment is ongoing. Up to 31st March 2019, approximately 1511 affected persons have received CCL from Deputy Commissioner's office, out of 2350 affected persons approximately (The final list of APs receiving compensation depends on the Deputy Commissioner's Office, as there may be more than one entitled person based on land records). A detail list of CCL payment upto January 2019 is given as Annex 2. The list of names upto March 2019 is yet to be released from Deputy Commissioner's office. The Mouza wise land requirements is given In Table 2.2.

Table 2.2: Total Land required for Section 2

Name of <i>Mouza</i>	Private Land		Govt. Land		Total Land	
	Total (Acre)	Percentage (%)	Total (Acre)	Percentage (%)	Total (Acre)	Percentage (%)
Aguandhi	6.06	5.71	0.10	2.46	6.16	5.59
Atabdi	4.73	4.46	0.14	3.44	4.87	4.42
Atadi	7.26	6.84	0.04	0.86	7.30	6.62
Atadikhas	0.48	0.45	0.00	0.00	0.48	0.44
Baliapara	9.47	8.92	0.31	7.49	9.77	8.87
Bazinabond	2.58	2.43	0.00	0.00	2.58	2.34
Verarkur	2.60	2.45	0.43	10.57	3.03	2.75
Bijoy Nagar	6.03	5.68	0.42	10.20	6.44	5.85
Choitankanda	7.46	7.03	0.40	9.77	7.86	7.14
Eidobardi	12.79	12.05	0.12	2.89	12.91	11.72
HaziSahadi	5.69	5.36	0.80	19.59	6.48	5.89
Kadirdia	1.67	1.58	0.00	0.00	1.67	1.52
Kahindi	3.78	3.56	0.04	0.86	3.82	3.46
Kamaldi	6.80	6.41	0.14	3.50	6.95	6.30
Kazirdia	0.43	0.40	0.00	0.00	0.43	0.39
Kumarabag	3.23	3.04	0.00	0.00	3.23	2.93
Langurdi	5.79	5.46	0.04	0.98	5.83	5.29
Laxmipur	2.04	1.92	0.03	0.74	2.07	1.87
Parashilmandi	3.33	3.14	0.07	1.60	3.40	3.08
Provakordi	0.31	0.29	0.19	4.67	0.50	0.45
Ranidi	9.09	8.57	0.78	19.16	9.87	8.96
Sripoti	0.39	0.37	0.00	0.00	0.39	0.35

SripotirChak	1.00	0.94	0.00	0.00	1.00	0.91
Tilchandi	3.10	2.92	0.05	1.23	3.15	2.86
Total	106.08	100	4.07	100	110.1525	100

Source: Census 2016.

16. Considering the land utilization pattern, eight types of lands were identified in the project area. 82.41% of the land acquired is agricultural land. About 8.32% of acquired land was found as a homestead land. Of the total land to be acquired **Table 2.3** shows the quantity of acquired land by usage pattern.

Table 2.3: Quantity of Acquired Land by Usage Pattern

SL No.	Utilization pattern of Land	Private Land (Acre)	%	Govt. Land (Acre)	%	Total Land (Acre)	%
1	Agricultural land (<i>Nall</i>)	89.9476	84.79	0.72	17.75	90.7801	82.41
2	Water Body (<i>Doba</i>)	1.6469	1.55	0.00	0.00	1.6469	1.50
3	Homestead / <i>Vita</i>	9.1637	8.64	0.00	0.00	9.1637	8.32
4	High Agricultural Land (<i>Chala</i>)	2.594	2.45	0.00	0.00	2.594	2.35
5	Pond	2.2854	2.15	0.00	0.00	2.2854	2.07
6	Embankment of Pond (<i>Pukurpar</i>)	0.335	0.32	0.04	0.86	0.37	0.34
7	Bank of River (<i>Nodirpar</i>)	0.11	0.10	2.90	71.31	2.9025	2.63
8	Roads	0	0.00	0.41	10.07	0.41	0.37
Total (Acre)		106.08	96.31	4.07	3.69	110.15	100.00

Source: Census January 2016.

17. 1077 households are losing agriculture land. Out of this, 84% of the HHs lose partial agriculture land and the remaining 16% lose their complete land. **Table 2.4** provides the distribution of households according to partial loss and full loss of agricultural land.

Table 2.4: Distribution of Households according to Partial Loss and Full Loss of Agricultural Land

Total Affected Households	Land ownership	Partial Loss (<50 %)		Full Loss (≥50 %)	
		Persons	%	(Persons)	%
1077	Own	904	84	173	16

B. Resettlement Impacts

Loss of Residential and Business Structures

18. The project will impact 242 (92.37%) residential structures and 20 (7.63%) commercial/business structures. Table 2.5 shows the number and percentage of affected residential and business structures.

Table 2.5: Number of Structures

SL No.	Mouza	Residential Structures	%	Business Structures	%	Total	%
01	Aguandhi	35	13.36	3	1.14	38	14.50
02	Atabdi	16	6.11	-	-	16	6.11
03	Atadi	22	8.40	-	-	22	8.40
04	Baliapara	72	27.49	5	1.91	77	29.39
05	Bijoy Nagar	10	3.82	9	3.44	19	7.25
06	Choitankanda	21	8.01			21	8.02
07	Eidobardi	24	9.16	1	0.38	25	9.54
08	Kamaldi	14	5.34	1	0.38	15	5.73
09	Kumarabag	1	0.38	-	-	1	0.38
10	Langurdi	1	0.38	-	-	1	0.38
11	Ranidi	21	8.01	1	0.38	22	8.40
12	SripotirChak	5	1.91	-	-	5	1.91
Total		242	92.37	20	7.63	262	100

Source: Census January 2016.

19. There are a total of 116 households who will lose primary structures. Out of 116 households there are 103 affected households losing their residential structures; 8 households are losing residential cum commercial structures and 5 households are losing their business/commercial structures. Out of 116 affected households 113 households are losing primary structures only and will be relocated. Three households will lose their kitchen, so will not be displaced. Table 2.6 presents the number of households losing different categories of primary structures.

Table 2.6: No. of Households losing Structures

SL No.	Mouza	Residential Structure	Business Structures	Residence+ Business Premises	Total
01	Aguandhi	10	-	2	12
02	Atabdi	6	-	-	6
03	Atadi	12	-	-	12
04	Baliapara	28	2	3	33
05	Bijoy Nagar	2	2	2	6
06	Choitankanda	11	-	-	11
07	Eidobardi	16	1	-	17
08	Kamaldi	4	-	1	5
09	Kumarabag	1	-	-	1
10	Langurdi	1	-	-	1
11	Ranidi	8	-	-	8
12	SripotirChak	4	-	-	4
Total		103	5	8	116

Source: Census January 2016.

20. Majority of affected structures accounting for 34.73 percent are 2 roofed structures made of tin. This is followed by one roofed tin structures accounting for 20.23% of the structures. Thatched structures accounted for only 0.76% of the total affected primary structures. All the

impacted primary structures are considered as 100 percent affected. **Table 2.7** provides the number of affected primary structures.

Table 2.7: Number of Affected Primary Structures

SL No.	Structure Type of Construction Materials	Percentage loss	No. of structures	%	In Sft.
1	<i>Pucca</i> (Concrete floor+Wall+Roof)	100	16	6.15	9119
2	Semi <i>Pucca</i> (Concrete floor+Wall)	100	39	14.89	23735
3	<i>Tin Made</i> (4 Roof)	100	40	15.27	15016
4	<i>Tin Made</i> (2 Roof)	100	91	34.73	25500
5	<i>Tin Made</i> (1 Roof)	100	53	20.23	11575
6	<i>Kutchra</i>	100	21	8.02	1876
7	Thatched	100	2	0.76	108
Total			262		86929

Source: Census January 2016

Loss of Secondary Structures

21. The project has significant impact on secondary structures. All the impacted secondary structures are 100% affected. Table 2.8 provides the impacted secondary structures by type and quantity.

Table 2.8: Quantity of Affected Secondary Structures

Category of Structure	Loss in %	Unit	Total (Number/rft/cft/sft)
Tube well	100	Nos.	64
<i>Pucca</i> Latrine	100	Nos.	44
Slab Latrine	100	Nos.	1
<i>Katchra</i> Latrine	100	Nos.	3
Boundary Wall <i>Pucca</i> (5"-10")	100	rft	157.95
Tin-made Boundary Wall	100	rft	344
Deep Tube well	100	Nos.	2
Geyser Machine	100	Nos.	3
Handicraft Machine	100	Nos.	4
Motor / Water Pump	100	Nos.	25
Safety Tank / Dyeing House/Water Storage	100	cft	4426.89
Water Tank	100	Nos.	8
Pillar	100	Nos.	16
Stairs	100	rft	1210.07
Dry Machine	100	Nos.	1
Gate (rft)	100	rft	14
Weaving Machine	100	Nos.	16
<i>Pucca</i> Floor	100	sft	161

Source: Census 2016.

22. After completion of payment all affected households will be given one month prior notice for dismantling their structures and will be allowed to salvage materials

C. Other Impacts

Impact on Trees

23. A total of 6352 trees will be affected in this section. The maximum affected trees accounting for 50.87 percent (3231) are fruit trees; followed by timber accounting for 20.77 (1319)

percent of the affected trees. Other trees include bamboo, banana and medicinal. **Table 2.9** provides the distribution of affected trees by type and size.

Table 2.9: Distribution of Affected Trees by Type and Size

Categories of Trees	Number of Trees by Size (Nos.)					%
	Large	Medium	Small	Sapling	Total	
Fruits	229	383	1338	1281	3231	50.87
Timber	122	184	679	334	1319	20.77
Medicine	5	20	43	19	87	1.37
Banana	423	307	354	20	1104	17.38
Bamboo	605	0	6	0	611	9.62
Total	1384	894	2420	1654	6352	

Source: Census 2016.

Impact on Wage Earners

24. Construction in this Section will impact 83 wage labors, who will lose their livelihood. All of them are skilled labor working in handloom or textile factories. During the consultations it was found out that these persons are likely to get employed again in the handlooms/factory which will be re-built nearby. The wage earners hope that with the likely hood of re-employment, their livelihood impact will be minimal.

25. Household survey for wage losers/employees of businesses were not covered through the census survey/SES. They have not been enumerated in the number of affected households, but have been considered as project affected persons. Separate individual surveys were carried out for the wage earners. The project has provided for livelihood assistance for these persons, and this is reflected in the budget. The project authority will ensure preferential job opportunities for these wage earners in construction activities to minimize adverse impact on them, based on their skill and willingness. All the affected employees will be compensated for 180 days of labor. The list of wage earners / employees is given in Annex 4.

Impact on Tenants

26. There are 18 tenant households getting impacted in the project. Household survey of tenants were not covered through the census survey/SES, hence, they are not counted in the number of affected households, but have been accounted as project affected persons. Separate individual surveys were carried out for the tenants. All the 18 tenants will be provided with shifting allowance. List of tenants is given in Annex 5.

Impact on Vulnerable Households

27. Out of 1178 affected households, 384 (32.60%) were found to be vulnerable households. This includes those below poverty line income of BDT 10,964/Month/HHs, women headed, elderly headed, disabled and persons without title to land (landless). The list of vulnerable persons is given in Annex 6.

28. To determine whether a household was BPL the upper level poverty line² has been considered for the calculation of BPL. Based on this calculation 137 households were categorized as BPL. Vulnerable Persons/ households will receive Subsistence allowance of minimum of 12 months of official minimum wage or Tk. 1,625 per family member. Vulnerable persons will also get job opportunities in the construction site on priority basis based on their skill and interest and will also receive livelihood training based on their choice and interest. Table 2.10 provides the breakup of the vulnerable households.

Table 2.10: Vulnerable HHs.

Vulnerable category	Total	%
1. Female Headed Household	60	15.62
2. Male Headed Household		
2.1. Elderly Headed Households (≥65)	183	47.66
2.2. Below Poverty Line (BPL) Households	137	35.68
2.3 Disabled HHs	4	1.04
Total	384	100

Source: Census January 2016.

Impact on Female Headed Households

29. There are 60 female headed households identified in this section. The project authority will ensure adequate mitigation measures including preferential job opportunity in the project construction sites depending on their skill to minimize any adverse impact on them, besides providing vulnerability allowance.

Impact on Indigenous Population

30. No indigenous people were found in the project area.

III. SOCIOECONOMIC INFORMATION AND PROFILE

A. Profile of Affected Persons

31. Socio-economic profile of the project area has been analyzed based on household size, level of education, occupation, per capita HH income and marital status. The analysis below covers 1178 households covering 5784 persons for whom the household surveys were carried out. Separate survey for the wage earners and tenants were carried out as individual entities and not as households. The detailed socioeconomic profile based on Census/ SES survey of the affected population is given in this chapter.

Demography

² This RP calculates the upper poverty line for each rural division from the 2016 upper poverty line determined by the Bangladesh Bureau of Statistics (BBS), with inflation rate added 5.7 (Source: *Economic trends Bangladesh Bank 2017, Published by Research Department of Bangladesh Bank*). The upper poverty line for the year 2016 for Dhaka Rural is BDT 2,152 (source: *Preliminary Report on Household Income and Expenditure Survey 2016, published on October 2017 by Statistics and Information Division, BBS*). Thus, BPL for Dhaka Rural is 2274.66 per capita/month. As such the per capita average monthly income under BPL stands at BDT 10,964 {2274.66×4.82 (HH size)=10,964}

32. There are a total of 1178 project affected households covering 5683 affected person. The average household size is 4.82 higher than the National average of 4.38. Table 3.1 provides the number of affected households and population of the households.

Table 3.1: Affected Households/ persons

Profile	Number
Number of Total Affected Households	1178
Number of Total Population	5683
Average AHs Size	4.82

Source: Census January 2016.

Distribution of Affected Persons by Age and Sex

33. Children below the age of 4 years accounted for 6.32 percent of the total population. The age group between 5 years to 19 years accounted for 27.80 percent of the total. This includes mostly the school and college going population. The largest group was between the age group of 20 years to 64 years are considered for the working population. While those above the age of 65 years accounted for 5.74 percent of the total. The male female percentage distribution was comparable in all the age groups.

Table 3.2, provides the age and sex distribution of the population in the project area.

Table 3.2: Distribution of Affected Persons by Age and Sex

Age Group	Male		Female		Total	
0-4	194	6.25	165	6.4	359	6.32
5-19	854	27.50	726	28.17	1580	27.80
20-64	1860	59.88	1558	60.46	3418	60.14
≥65	196	4.31	130	5.04	326	5.74
Total	3106	100	2577	100	5683	100

Source: Census January 2016.

Population by Religion

34. Majority of the affected population accounting for 98.08 percent are Muslims and the remaining 1.92 percent are Hindus. Table 3.3 provides population by religion.

Table 3.3: Distribution of Population by Religion

Sl. no.	Religion	Nos. HH	%	Population		Total Population	%
				Male	Female		
1	Muslim	1157	98.22	3048	2526	5574	98.08
2	Hindu	21	1.78	58	51	109	1.92
Total		1178	100	3106	2577	5683	100

Source: Census January 2016.

Education Level

35. Information on education was based on the education level of the head of the household. 88 household heads were illiterate, while 529 (44.91%) completed primary level education. Of the total 107 (9.08%) household heads were graduates. And 20.69 percent had education within Grade VI-VIII. Overall enrollment of children in primary and secondary school is high and decreases at the higher levels. The literacy rate is higher for the female population in the primary and secondary levels. In the other categories the percentage of males were outnumbered compared to the females. Amongst the illiterates the percentage of females accounting for 11.67 percent were higher than the males. Table 3.4 provides the education status of the affected households head.

Table 3.4: Level of Education of Affected Head of Households

Education	Male		Female		Total	
	Nos.	%	Nos.	%	Nos.	%
Primary level	500	44.72	29	48.33	529	44.91
Junior level	174	15.56	9	15.00	183	15.53
Secondary level	167	14.94	10	16.67	177	15.03
Higher secondary level	92	8.23	2	3.33	94	7.98
Graduate	104	9.30	3	5.00	107	9.08
Illiterate	81	7.25	7	11.67	88	7.47
Total	1118	100	60	100	1178	100

Source: Census January 2016.

Occupation of Affected Population

36. Based on the census and SES findings, majority of the (32.43%) affected household heads were involved in business, followed by agriculture (20.71%). Wage labors accounted for 11.54 percent. Table 3.5 provides the occupational /status of all the affected households in the project area.

Table 3.5: Occupation/ Status of Affected Household Heads

Sl. No.	Occupation	Male		Female		Total	
		No	%	No	%	No	%
1	Agriculture and Allied activities /Farmers Including Agricultural Labor	241	21.56	3	5.00	244	20.71
2	Poultry and livestock	17	1.52	0	0	17	1.44
3	Business	374	33.45	8	13.34	382	32.43
4	Housewife/ Unemployed/ Retired/ Disable	65	5.81	32	53.33	97	8.23
5	Employee	290	25.94	8	13.33	298	25.30
6	Daily Wage Laborers	127	11.36	9	15.00	136	11.54
7	Self Employed	2	0.18	0	0.00	2	0.17
8	Student	2	0.18	0	0.00	2	0.17
	Total	1118	100	60	100	1178	100.00

Source: Census January 2016.

Annual Income of Affected Households

37. Annual income for this analysis has been categorized into eight income groups, for the affected households. The first income category is up to BDT 1,31,568 /year. Out of the 1178 affected households a total of 185 households fall in this category. Majority of household accounting for 428 (36.33%) households have an annual income ranging from BDT >131,568 - 194,000, which is lower than the national per capita income of 2017.³ Households have an annual income from BDT >194,001-244,000 were found 9.25%, which is also much lower than the national per capita income.

38. 1178 households have a primary earning source while 853 households earn from a secondary source. The highest average annual income is found to be BDT 11,138,160 and the lowest is found to be BDT 5,760, showing a very high variation. Table 3.6 shows the distribution of annual income of affected households.

Table 3.6: Distribution of Annual Income of Affected Households

Household Total Income Level (BDT)	Number	Percentage %	No. of Primary Income Holder	No. of Secondary Income Holder	HH Highest Annual Income (BDT)	HH Lowest Annual Income (BDT)
Up to 1,31,568	185	15.70	185	130	11,138,160	5,760
>1,31,568-1,94,000	428	36.33	428	310		
>1,94,000-2,44,000	109	9.25	109	76		
>2,44,000-2,94,000	88	7.47	88	68		
>2,94,000-3,44,000	66	5.60	66	45		
>3,44,000-3,94,000	71	6.03	71	49		
>3,94,000-4,44,000	54	4.58	54	38		
Above 4,44,000	177	15.03	177	137		
Total	1178	100.00	1178	853		

Source: Census January 2016.

39. There are 185 households with monthly income of less than BDT 10,964 which is the poverty line for this Section. This group falls into the vulnerable category. Majority of the households (43.97%) fall within the monthly income category of BDT >10,964 – BDT 20,000. The highest average monthly income of the households is BDT 9,28,180 while the lowest is low at BDT 480 per household. Table 3.7 provides the distribution of monthly income of the affected households.

⁴ This RP calculates the upper poverty line for each rural division. In the year 2016 upper poverty line determined by the Bangladesh Bureau of Statistics (BBS), with adding inflation rate 5.7%. The upper poverty line for the year 2016 for Dhaka Rural is BDT 2,152. Thus, BPL for Dhaka Rural is 2274.66 per capita/month. The average AHs size of this section is 4.82. So, per household average annual income is BDT 10,964 {2274.66×4.82 (HH size) ×12 =1,31,568}.

Table 3.7: Distribution of Monthly Income of Affected Households

Total Household Income	Persons	Percentage (%)	No. of Primary Income Holder	No. of Secondary Income Holder	Highest Monthly Income (BDT)	Lowest Monthly Income (BDT)
<10964 ⁴	185	15.70	185	130	9,28,180	480
>10964 - 20000	518	43.97	518	368		
>20000 - 40000	317	26.91	317	232		
>40000 - 60000	87	7.39	87	66		
>60000 - 80000	34	2.89	34	27		
>80000 - 100000	20	1.70	20	17		
>100000 +	17	1.44	17	13		
Total	1178	100.00	1178	858		

Source: Census January 2016.

Distribution of Monthly Income of Affected Households according to Primary and Secondary Sources.

40. Distribution of monthly income of affected households according to Primary and Secondary source, provides an understanding of the ability of a household sustain itself. It is seen that 72.84% households have a secondary source of income. The average monthly income of the 1178 affected households from primary sources are found to be BDT 23,613. It is also observed that 858 (72.84%) of the households earned from secondary sources of income. The average monthly income from secondary sources is BDT 2,020. The total monthly average income of the affected family from primary and secondary sources stood at BDT 25,633. Table 3.8 provides the breakup of the income.

Table 3.8: Monthly Income of Affected Households according to Primary and Secondary Sources.

Total Affected Household	Income from Primary Source				Income from Secondary Source			
	No. Of HHH	%	Income (Total)	Monthly average Income	No. Of HHH	%	Income (Total)	Monthly average Income
1178	1178	100	2,78,15,956	23,613	858	72.84	17,33,186	2,020

Source: Census in January 2016.

Average Monthly Income of Vulnerable Households according to Primary and Secondary source

41. The average monthly income of 384 vulnerable households from primary source are found to be BDT 21,389 and from secondary source the average monthly income of 244 (63.54%) HHHs are found to be negligible at BDT 1599. The total monthly average income of the vulnerable households from primary and secondary sources stood at BDT 22,988. The breakup of monthly income according to primary and secondary sources is given in Table 3.9.

⁴ This RP calculates the upper poverty line for each rural division. In the year 2016 upper poverty line determined by the Bangladesh Bureau of Statistics (BBS), with adding inflation rate 5.7%. The upper poverty line for the year 2016 for Dhaka Rural is BDT 2,152. Thus, BPL for Dhaka Rural is 2274.66 per capita/month. The average AHs size of this section is 4.82. So, per household average monthly income is BDT 10,964 {2274.66×4.82 (HH size) =10,964}.

Table 3.9: Monthly Income of Vulnerable HHs according to Primary and Secondary sources

Total Affected Vulnerable HH	Income from Primary Source				Income from Secondary Source			
	No. of HH	%	Income (Total)	Average Income	No. Of HHH	%	Income (Total)	Average Income
384	384	100	8,213,395	21,389	244	63.54	390,171	1599

Source: Census January 2016.

Land Ownership and Land Use Pattern (Outside the project area)

42. According to census and resurvey, 46 (3.90%) AHs do not have any land and 174 (14.77%) affected households owned up to 0.05 acre of land outside of the project area. A majority 21.05% (248) of the AHs owned land from 0.06 acre to 0.20 acre. A total number of 398 AHs mortgaged/leased out or gave their land for sharecropping to others. A total of 51 affected households have taken land as mortgage/lease from others for sharecropping or agricultural purposes. Table 3.10 provides the land ownership and land ownership status outside of the project area.

Table 3.10: Ownership of Land by the Affected Households outside the project area

SL No.	Land Amount (own land)	Nos. of AH	%	SC+ Mortgage+ Lease	
				In	Out
1	Zero	46	3.90		
2	Up to 0.05 Acre	174	14.77	8	4
3	0.06 to 0.20 Acre	248	21.05	17	62
4	0.21 to 0.35Acre	175	14.86	11	59
5	0.36 to .50 Acre	96	8.15	4	34
6	0.51 acres to Above	439	37.27	11	239
Total		1178	100	51	398

Source: Census in January 2016

Involvement of the Affected Households with NGO and Other Social Institutions

43. A total of 242 AHs are actively involved with national/local NGOs and commercial banking systems for their business purposes. A total of 125 AHs were found to be deposited savings either in NGOs or banks while 202 affected HHs borrowed money from NGOs/Banks. Table 3.11 provides the details on the involvement of the affected household with NGOs and other social institutions. Majority of the affected households remain out of the social institutions.

Table 3.11: Involvement of AHs with NGOs and Other Social Institutions

SL No.	Name of NGO	No. of AH Involved with NGOs/Social Institutions	No. of AHs who taken Loan	No. of AHs with Savings
1	ASA	22	20	17
2	Commercial Bank	24	16	10
3	BRAC	26	20	16

4	BRDB	2	2	
5	Buro Bangladesh	11	9	9
6	DBBL	3	1	3
7	DSK	2	2	-
8	Other Financial Institution	1	1	-
9	Grameen Bank	65	55	40
10	Islami Bank	14	9	14
11	KishiBank	28	26	10
12	Relatives	30	30	-
13	Local NGO	14	11	6
	Total	242	202	125

Source: Census in January 2016.

B. Other Social Indicators

1. Access to Water

44. Survey data shows that 100% HHs have access to water from tube wells for drinking and cooking. Besides, 125 (10.61%) AHs depend on river/canal or ponds water for bathing and washing and this group are at risk of health hazards of water borne diseases such as diarrhea, dysentery and worms. Access to water for various households uses is given in Table 3.12.

Table 3.12: Access to Water

SL No.	Sources of Water	Use Pattern					
		Drinking		Cooking		Bath/Washing and Other	
		Nos.	%	Nos.	%	Nos.	%
1	Tube-well	1178	100	1178	100	1053	89.39
2	River/Canal	0	0	0	0	72	6.11
3	Pond	0	0	0	0	53	4.50
	Total	1178	100	1178	100	1178	100

Source: Census January 2016

2. Access to Sanitation

45. Survey findings show that 54.16 % of the AHs have access to sanitary latrines. There are 43.89 % of AHs who have used pit latrines. The remaining are using kutchha latrines. Those using pit and *kutchha* latrines are vulnerable to health hazards. **Table 3.13**, provides the results on access to sanitation.

Table 3.13: Access to Sanitation

SL No.	Type of Latrine	Nos. of AH	%
1	Sanitary Latrine	638	54.16
2	Pit Latrine	517	43.89
3	Open (Kutchha latrine)	23	1.95
	Total	1178	100

Source: Census in January 2016.

3. Sources of fuel for Cooking and access to Electricity

46. In Section-2 area, 974 (82.68%) AHs depend on firewood as fuel source for cooking. Only 99 (8.41%) AHs have gas supply connection from the National Grid, while 103 (8.74%) AHs use both LPG and firewood as cooking fuel. Only 2 AHs used bio-gas as cooking fuel. A total of 1167 (99.07%) affected households have electricity connections while only 4 AHs depend on solar energy. A considerable number of affected HHs depend on fire wood for their cooking purpose which generates smoke and leads to environmental degradation. **Table 3.14** presents the distribution of households by type of fuel used for different purposes.

Table 3.14: Distribution of households by type of fuel used for different purposes.

SL No.	Sources of Fuel for Cooking	Nos. HH	%	Sl. No.	Sources of Fuel/ Power for HHs Lightening	Nos. of HHs	%
1	Gas	99	8.41	1	Electricity	1167	99.07
2	Gas & Wood	103	8.74	2	Solar Energy	4	0.34
3	Wood	974	82.68	3	Kerosene/Diesel	7	0.59
4	Bio Gas	2	0.17			-	-
Total		1178	100		Total	1178	100

Source: Census January 2016.

4. Access to Specific Services

47. This project Section is situated in the central zone of Bangladesh and very close to Dhaka. All AHs have access to health services, educational facilities and religious institutions.

III. INFORMATION DISCLOSURE, CONSULTATION, AND PARTICIPATION

A. Public Consultation

48. This chapter describes details of consultations carried out in the Section 2 area. The key objective of the Consultative Meetings was to get the perception and feedback of the affected population regarding the proposed project. The project will endeavor to ensure participation and consultation of affected persons during project design and RP implementation so that grievances are minimized. Participation and consultations along with establishing extensive communication and coordination between the affected communities, the DWASA, and local governments will ensure smooth RP implementation.

49. The survey team conducted 12 consultation meetings (Total Participants-355, Male- 287 and Female-68) and 15 FGDs (Total Participants-176), in September-November 2016. The project stakeholders were classified into Primary and Secondary stakeholders. Table 4.1 provides the stakeholders profile for both of the categories.

Table 4.1: Classification of the Stakeholders

Type of Stakeholders	Stakeholders Profile
Primary Stakeholder	Project beneficiaries in Dhaka and affected Persons of the Project area due to involuntary displacement and resettlement.
Secondary Stakeholder	Project owner and EA, Deputy Commissioners and their supporting agencies, local government, project consultants, Non-Government Organization (NGOs) and Civil Society Organizations (CSOs)

Consultation and Participation Methodology

50. All the consultation meetings were conducted at convenient locations for the affected persons around/along the proposed alignment. Table 4.2 summarizes the number of participants with category and gender including date and location of the consultation meetings

51. The stakeholders' consultation meetings focused on Project objectives and benefits, the likely impacts of the project intervention, land acquisition and compensation, resettlement benefits and allowances, project opportunities, relocation and resettlements etc. The participants expressed their concerns about losing their agricultural land which is their livelihood. The land losers expressed apprehension that they would not be able to repurchase land as they fear they will not be sufficiently compensated at the current market value of lost properties/assets. In this regard they expect a fair and logical compensation so that they can arrange for self-relocation with the cash compensation and other resettlement cash benefits without the interference of any broker or middlemen. In the meeting the INGO assured them that they will receive fair compensation from the Deputy Commissioner's office. It was explained that the INGO will assist them in preparing necessary documents in support of their ownership claim. INGO will also assist them in receiving additional grants from DWASA. The vulnerable affected households will get assistances through livelihood and income restoration programs. They will also get priority in getting jobs in the construction site. In the meeting GRM was also discussed, they were informed in the meeting that they could lodge their complaint related to compensation, ownership claim and delay payment to the GRC members and INGO as well. The summary of the consultation meetings are given in Table 4.3.

52. Attendance sheet of the consultation participants in English (without signature) is given in Annex 7.1 and in Bengali (with signature) in Annex 7.2 The FGD meeting attendance sheet in English (without signature) is given in Annex 8.1 and in Bengali (with signature) in Annex 8.2. Photographs of consultation meetings and FGDs are given in Annex 8.3.

Table 4.2: Community Level Project Stakeholder Consultations

Date & Time of Community Consultation Meetings	Location/Venue of the Meetings	Stakeholders who Attended Consultation Meetings	No. of Participants		
			Male	Female	Total
21-09-2016 2.00-4.00 pm	Ranidi <i>mouza</i> , Araihazar	Farmers group, day labors, garment workers, driver, handloom wage labor, business men, service holders.	25	2	27

Date & Time of Community Consultation Meetings	Location/Venue of the Meetings	Stakeholders who Attended Consultation Meetings	No. of Participants		
			Male	Female	Total
22-09-2016 2.00-4.00 pm	Tilchandi mouza, Araihsar	Private service holders, Imam, auto driver, private teacher, rickshaw puller, people involved in electric appliances business, businessmen, housewives.	22	8	30
24-09-2016 10.00 AM to 12.00	Bajinabandh mouza, Araihsar	Construction workers, contractors, businessmen, service holders, housewives, teacher and day labors etc.	27	3	30
24-09-2016 11.00 AM to 1.00 pm	Choitonkanda mouza, Araihsar	Local elites, housewives, day labors, unemployed persons, businessmen, service holders etc.	27	-	27
25-09-2016 2.00-4.00 pm	Atadi, mouza, Araihsar	Grocery shopkeeper, tea stall owner, fruit shopkeeper, contractor, farmers, businessmen, service holders, local elites, housewives, and day labors, etc.	21	6	27
25-09-2016 2.00-4.00 pm	Hazishahadi, mouza, Araihsar	Grocery shopkeeper, fruit shopkeeper, structure owners, farmers, businessmen, service holders, local elites and day labors, etc.	29	1	30
26.09.2016 2.00-4.00 pm	Mollabari, Baliaparamouza, Araihsar	Fishermen, persons involved in cow rearing, shop assistant, tailors, mechanic, marriage registrar, service holders, local elites, housewives, structure owners, businessmen, and day labors, etc.	20	14	34
27.09.2016 2.00-4.00 pm	House of Serajul Islam master, Kamaldi mouza, Araihsar	CNG driver, private service, structure owners, businessmen, service holders, local elites, housewives, farmers and day labors, etc.	22	10	32
28-09-2016 2.00-4.00 pm	House of Momotazuddin miah, Edbardi mouza, Araihsar	Farmers, businessmen, private service holder, housewives and local elites.	19	12	31
28-09-2016 2.00-4.00 pm	Primary school Atabdi mouza, Araihsar	Cloth businessmen, vegetable seller, farmers (agriculture), day labors etc.	24	7	31
29-09-2016 10.00 AM to 12.00	Aguandi mouza, Araihsar	Imam, day labors, farmers, businessmen, local elites etc.	26	1	27
29-09-2016 2.00-4.00 pm	Bijohnagar mouza, Araihsar	Grocery shopkeeper, farmers, private service, handloom labors and local elites	25	4	29
Total		-	287 (80.85 %)	68 (19.15 %)	355 (100%)

Table 4.3: Summary of the Consultation Meetings

Date and Venue of the Meetings	Expectation of the Participants	Number of Participants	Project Responses
Date:21-09-2016 Time:2.00-4.00 PM Venue: Ranidi	In this consultation meeting participants expressed their views regarding the project, land acquisition, compensation etc. They expressed that those, who are going to lose their lands due to project	27	They were informed that the project already undertaken necessary mitigating measure to compensate their lost assets in

Date and Venue of the Meetings	Expectation of the Participants	Number of Participants	Project Responses
	<p>intervention would never be able to buy again this kind of land because the land price is becoming higher day by day.</p> <p>They also drew authority's attention in preventing broker and middlemen's intrusion into process of CCL and resettlement benefits. However, most of the participants expressed their views of self-relocation and they preferred to receive cash compensation against their losses (land, residential and business structures, fish stock, trees crops, wage loss those are affected due to project interventions</p> <p>They were also, worried about losing their land which is their main livelihood production base. They sought DORP's assistance in getting necessary documents ready for CCL from DC office</p>		<p>accordance with ARIPO 1982 and ADB's Social Safeguard Policy The project has designed a livelihood restoration program to resettle and reestablish APs. All technical and administrative support will be provided to get compensation from DCs office as well as to receive additional or other resettlement benefits from DWASA.</p>
<p>Date:22-09-2016 Time:2.00-4.00 PM Venue: Tilchandi</p>	<p>The participants discussed about losing their agricultural land, business, community and other livelihood sources. Those, who will lose lands due to the project will not be able to repurchase land nearby because the land price is very high compared to their compensation rate which is very much lower than actual market value.</p> <p>They requested DORP personnel to provide assistance to get necessary documents ready for getting CCL from the DC office. Most of the participants expressed their preference for self-relocation and mentioned that they preferred to receive cash compensation. GRM was discussed in the meeting and it was informed that if they have any complains they can lodge it with the GRC.</p>	30	<p>They were informed that the project already has undertaken necessary mitigating measures to compensate their lost assets in accordance with ARIPO 1982 and ADB's social safeguard policy. The project has designed a livelihood restoration program to resettle and reestablish APs. All technical and administrative support will be provided to get compensation from the DC office as well as to get resettlement benefits from the DWASA.</p>
<p>Date:24-09-2016 Time:10.00-12.00 AM Venue: Bajinabandh</p>	<p>Participants' main focus was on value of the land that they will lose to the project. They expressed their views regarding the project, land acquisition and compensation. Participants expressed their distress about losing land. Their main demand was regarding repurchasing land. They said that due to development activities they may get good employment opportunities and other benefits. On the the other hand they expressed that due to land acquisition, there will be a big demand to repurchase land which will increase the cost of land due to the demand and make it difficult for affected people to repurchase land.</p> <p>They are afraid of losing their income earning source. Despite that, they are willing to give their land with proper compensation.</p> <p>The affected persons expressed preference for self-re-locating with the compensation they will receive. GRM was discussed in the meeting and it was informed that if they have any complaints they can lodge it with the GRC</p>	30	<p>They were informed that the project already has undertaken necessary mitigating measures to compensate their lost assets in accordance with ARIPO 1982 and ADB's social safeguard policy. The project has designed a livelihood restoration program to resettle and reestablish APs. All technical and administrative support will be provided to get compensation from the DCs office as well as to get resettlement benefits from DWASA.</p>
<p>Date:24=09-2016 Time:2.00-4.00 PM Venue: Choitankanda</p>	<p>During the consultation meeting participants expressed their views regarding project, land acquisition and compensation etc. They expressed that those, who are going to lose their lands due to project intervention would never be able to buy again because land price is becoming higher day by day. They are willing to give the land with proper compensation as it is the priority project of government. Compensation rate is much lower</p>	27	<p>They were informed that the project already has undertaken necessary mitigating measures to compensate their lost assets in accordance with ARIPO 1982 and ADB's social safeguard policy. The project has designed</p>

Date and Venue of the Meetings	Expectation of the Participants	Number of Participants	Project Responses
	<p>than actual market value. With this compensation they would not be able to purchase new land for replacement.</p> <p>Without full compensation at Current Market value they will not give up possession of land. They sought DORP's assistance in getting necessary documents ready for CCL from DC office.</p> <p>In the meeting most of the participants expressed their views of self-relocation and they preferred to receive cash compensation. The GRM was discussed in the meeting.</p>		<p>a livelihood restoration program to resettle and reestablish APs. All technical and administrative support will be provided to APs in getting compensation from the DCs office as well as to get resettlement benefits from DWASA.</p>
<p>Date:25-09-2016 Time:2.00-4.00 PM Venue: Atadi east</p>	<p>The participants discussed about losing their land and compensation. Those, who are going to lose their lands due to project intervention, would never be able to repurchase because land price is becoming higher day by day. They are willing to give the land with a proper compensation as it is the priority project of government. They also mentioned that their livelihood was heredity. They are willing to give the land with proper compensation as it is the priority of government. Without full compensation at Current Market value they will not give up possession of land. Most of the participants expressed their preference of self-relocation and they preferred to receive cash compensation. In the meeting, GRM was also discussed</p>	27	<p>They were informed that the project already has undertaken necessary mitigating measures to compensate their lost assets in accordance with ARIPO 1982 and ADB's Social Safeguard Policy. The project has designed a livelihood restoration program to resettle and reestablish APs. All technical and administrative support will be provided to get compensation from DCs office as well as to get resettlement benefits from DWASA.</p>
<p>Date:25=09-2016 Time:11.00 AM - 1.00 PM Venue: Hazi Shahadi</p>	<p>The participants expressed that those, who are going to lose their lands due to project intervention would never be able to buy again because of the high price of land . Land is their livelihood production base. They are very worried about losing income and earning sources. Despite of this, they are very willing to give the land with proper compensation as it is the priority of government. They added that without full compensation of loss items at the Current Market Value/Price they would not give up their possession of lands. Most of the participants expressed their preference of self-relocation and they preferred to receive cash compensation. In the meeting, GRM was also discussed</p>	30	<p>They were informed that the project already has undertaken necessary mitigating measures to compensate their lost assets in accordance with ARIPO 1982 and ADB's social safeguard policy. The project has designed a livelihood restoration program to resettle and reestablish APs. All technical and administrative support will be provided to get compensation from DCs office as well as to get resettlement benefits from DWASA.</p>
<p>Date:26=09-2016 Time:2.00-4.00 PM Venue: Baliapara, Molla Bari</p>	<p>In the meeting participants expressed their views regarding the project, land acquisition and compensation etc. They expressed that those, who are going to lose their lands due to project intervention would never be able to buy again because land price because of the high land prices. Land is their livelihood production base. They are afraid of losing income earning source. Despite this, they are willing to give the land with proper compensation as it is the priority project of government. They added that without full compensation at Current Market Value they would not give up their possession of lands. They sought DORP's assistance in getting necessary documents. Affected persons are willing to self-relocate. GRM was also discussed in the meeting.</p>	34	<p>They were informed that the project already undertaken necessary mitigating measure to compensate their lost assets in accordance with ARIPO 1982 and ADB's Social Safeguard Policy. All technical and administrative support will be provided to get compensation from DCs office as well as to get top up value as resettlement benefit from DWASA.</p>

Date and Venue of the Meetings	Expectation of the Participants	Number of Participants	Project Responses
<p>Date:27=09-2016 Time:2.00-4.00 PM Venue: Kamaldi, Serajuddin Master Bari</p>	<p>The participants expressed their views regarding the project, land acquisition and compensation etc. They expressed that those, who are going to lose their lands due to project intervention would never be able to buy again because land prices are very high. They are willing to give the land with proper compensation.</p> <p>In the meeting most of the participants expressed their preference of self-relocation and they preferred to receive cash compensation for their loss.. The GRM was also discussed in the meeting.</p>	32	<p>They were informed that the project already undertaken necessary mitigating measure to compensate their lost assets in accordance with ARIPO 1982 and ADB's Social Safeguard Policy The project has designed a livelihood restoration program to resettle and reestablish APs. All technical and administrative support will be provided to get compensation from DCs office as well as to get top up value as resettlement benefit from DWASA.</p>
<p>Date:28=09-2016 Time:2.00-4.00 PM Venue: Atabdi Primary School</p>	<p>Meeting participants expressed that the compensation rate is very much lower than actual market value. With this compensation they could not purchase replacement land. They are worried about their future generations. Land is their livelihood production base. They are afraid to losing income earning source. Without full compensation at Current Market value they will not surrender possession of land. They also asked DORP personnel to provide assistance to get necessary documents ready for getting CCL from DC office and additional or other resettlement benefits.</p> <p>The GRM was also discussed in the meeting. The participants were informed that if they have any complaints related to compensation or delay of payment they can lodge their complaints with the INGO and or to the GRC.</p>	31	<p>They were informed that the project already has undertaken necessary mitigating measures to compensate their lost assets in accordance with ARIPO 1982 and ADB's social safeguard policy. The project has designed a livelihood restoration program to resettle and reestablish APs' livelihood. All technical and administrative support will be provided to them to get compensation from DCs office as well as to get resettlement benefits from DWASA.</p>
<p>Date:28-09-2016 Time:2.00-4.00 PM Venue: Edbardi, Momotaz Miaha'r bari</p>	<p>Participants expressed their views regarding project, land acquisition and compensation etc. They expressed their worries that those, who are going to lose lands due to project intervention will not be able to buy again because land prices are very high and becoming increasingly rhiger day by day.. Compensation rate is much lower than actual market value. With this compensation they would not be able to purchase replacement land.</p> <p>In the meeting most of the participants expressed their preference of self-relocation and they preferred to receive cash compensation The GRM was also discussed in the meeting, and the participants were informed that if they have any complains related to compensation or delay of payment they can lodge their complaints with the INGO and or to the GRC members..</p>	31	<p>They were informed that the project already has undertaken necessary mitigating measures to compensate their lost assets in accordance with ARIPO 1982 and ADB's social safeguard policy. The project has designed a livelihood restoration program to resettle and reestablish APs. All kinds of technical and administrative supports will be provided to get compensation from DC office as well as to get resettlement benefits from DWASA.</p>

Date and Venue of the Meetings	Expectation of the Participants	Number of Participants	Project Responses
<p>Date:29-09-2016 Time:10.00 AM to 12.00 Noon Venue: Aguandi</p>	<p>About the project they expressed their distress about losing their land. They said the future generations would be affected due to this acquisition. Land is their livelihood and production base. They are afraid of losing income earning source. They are willing to give the land with proper compensation as the project is a priority of the government. Those, who are going to lose their lands due to project intervention, would never be able to repurchase their land because land price is increasingly becoming higher day by day. They are willing to give the land with a proper compensation for their loss.</p> <p>Most of the participants expressed their preference of self-relocation and they preferred to receive cash compensation. In the meeting, GRM was also discussed.</p>	27	<p>They were informed that the project already has undertaken necessary mitigating measures to compensate their lost assets in accordance with ARIPO 1982 and ADB's social safeguard policy. The project has designed a livelihood restoration program to resettle and reestablish APs. All kinds of technical and administrative supports will be provided to get compensation from DC office as well as to get resettlement benefits from DWASA.</p>
<p>Date:29-09-2016 Time:2.00-4.00 PM Venue: Bijoynagar</p>	<p>They expressed their worries about losing lands due to project intervention.They are very worried about repurchasing land which will be costly at current market rates. They mentioned that they will not be able to buy land again because of the higher prices. They said the compensation rates are very much lower than actual market rates.</p> <p>They were worried about their future generations losing the local community support as they have been using. It will be very hard to cope with a new environment and they were worried about it. Most of the participant said agriculture is the main earning source for their family and land is their livelihood production base. They are afraid of losing income earning source. Without full compensation at current market value they will not surrender possession of land.</p> <p>In the meeting most of the participants expressed their preference for self-relocation and they preferred to receive cash compensation. Besides, the GRM was discussed in the meeting, the participants were informed that if they have any complains related to compensation or delay of payment they can lodge their complains with the INGO and or with the GRC members.</p>	29	<p>They were informed that the project already has undertaken necessary mitigating measures to compensate their lost assets in accordance with ARIPO 1982 and ADB's social safeguard policy. The project has designed a livelihood restoration program to resettle and reestablish APs. All kinds of technical and administrative supports will be provided to get compensation from DC office as well as to get resettlement benefits from DWASA.</p>
Total		355	

B. Focus Group Discussion (FGD)

53. A total of 15 Focus Group Discussions (FGD) were held with 176 participants in the project area. The participants were from different occupation groups such as farmers, agricultural labor, businessmen, housewives' and women's group. The FGD meetings were held to inform the community and affected persons about the project objectives, opportunity of alternative occupations, income opportunity for unskilled persons, generating new and more opportunities,

scope of enterprise development, skill development training and increased scope of livelihood development program in the project area. The limitations of livelihood activities, livelihood opportunity for women, self-relocations and GRM were also discussed. The meetings were arranged in groups with homogeneous occupations. The summary of the FGDs, with the opinion of the affected people about potential adverse impacts and the suggested mitigation measures are given in Table 4.4.

Table 4.4: Focus Group Discussions

Date and Venue of the Meetings	Focused Group	Opinion of the Participants
Date: 06-11-2016 Venue: Atabdi Primary School Time: 10.30 AM to 12.30 PM	Agriculture Group Total Participants: 11 Male: 11, Female: 0	The participants expressed their opinion in different topics such as: a. Scope of work in the area: Agriculture, weaving, cattle rearing, poultry rearing and cottage industry etc. b. Increasing employment opportunity through the project implementation: The group suggested that agriculture based activities, establishing industry, re-opening business, by engaging in skill based activities for example, carpenters, mason etc. would increase employment opportunities. c Skill development training: The group suggested skill development training by arranging income generating training on poultry, livestock, and fisheries. They further added that after receiving IGA training if they are involved in local micro credit institutions they will be able to improve their standard of living.
Date: 07-11-2016 Venue: Itbardi Momotaj Bhair Bari Time: 11.00 AM to 1.00 PM	Housewives Group Total Participants: 10 Male: 0, Female: 10	The housewives group expressed the following : a. Scope of work in the area: Cottage industry, weaving, cattle rearing, poultry rearing and making packet of papers, and handloom wage earning etc. b. Increasing employment opportunity through the project implementation: Increasing work opportunities for skilled and un-skilled women in the construction activities, agriculture based activities, establishing cottage industry etc. c Skill development training: They also suggested training on tailoring, making paper packets, growing vegetables, training on doing embroidery and starting a boutique.
Date: 08-11-2016 Venue: Tilchandi Jaman Miahari Bari Bari Time: 10.00 AM to 12.00 Noon	Agriculture Group Total Participants: 15 Male: 15, Female: 0	In the meeting the agricultural group expressed the following : a. Scope of work in the area: Small trading, Rickshaw-Van pulling, livestock, agriculture, weaving, poultry rearing and cottage industry etc. b. Employment opportunity through the project implementation: The group expressed that employment opportunities can be increased by establishing different business in the area such as tea stall, medicine pharmacy, restaurant, fisheries, agriculture based different activities, establishing industry, re-opening business and by providing additional skill enhancement to Carpenters, Masons etc. c Skill development training: They also expressed that skill development training can be given for by arranging income generating training on poultry, livestock, and fisheries. They expressed their interest to be involved in local micro credit institutions for enhancing their business capital.

Date and Venue of the Meetings	Focused Group	Opinion of the Participants
Date: 09-11-2016 Venue: House of Sattar member Bijohnagar Time: 3.00 PM to 5.00 PM	Farmers Group Total Participants: 11 Male: 9, Female: 2	In the meeting the farmers group provided their opinion as follows: a. Scope of work for skill and un-skill workers in the area: Agriculture, Cattle rearing, Small trading, weaving, poultry rearing and cottage industry etc. b. Employment opportunity through the project implementation: Engaging in the work of earth digging, earth raising, works in brick field, hotel business etc. The group also opined that by establishing other types of business such as medicine pharmacy and different types of trade, establishing industry, re-opening businesses would increase the employment opportunities in the area. c Skill development training: Enhancing skill through receiving training they will be able to make a positive change in their livelihoods. They expressed their interest to be involved in local micro credit institution for increasing their business capital.
Date: 12-11-2016 Venue: House of Siddik Chaiman Kumarabag Time: 11.00 AM to 1.00 PM	Agriculture Group Total Participants: 9 Male: 9, Female: 0	In the meeting the agricultural group expressed the following: a. Scope of work in the area: Poultry farm, agriculture, weaving, fisheries and cottage industry etc. b. Employment opportunity through the project implementation: The group opined that by establishing different businesses in the area such as tea stall, medicine pharmacy, poultry farm, garments, agriculture based activities the employment opportunities can be increased. c. Skill development training: They also expressed that skill development training can be provided for income generating training on poultry, livestock, and fisheries and vocational training. They expressed their interest to be involved in local micro credit institutions for enhancing their business capital.
Date: 20-09-2016 Venue: House of Latif Miah Time: 12.00 AM to 2.00 PM	Farmers Group Total Participants: 17 Male: 17, Female: 0	The participants of the farmers group mentioned the following in the meeting: a. Scope of work in the area: Agriculture, handicrafts, weaving, poultry and cattle rearing, Rickshaw-van pulling, small trading and day labor are the livelihood base in the locality. The participants provided statistical information on present occupation of the people of the area. b. Employment opportunity through the project implementation: Regarding opportunities of investment in their locality for generating income and employment, they suggested: - a) small business b) tea stall, c) hotel, d) pharmacy and e) shop of flexi load. They said that they preferred to work in their own area and surrounding districts. c. Skill development training: They indicated that they would like training on agriculture, cattle rearing, poultry rearing, handicrafts and small trading etc. They also pointed out the problems facing the people are lack of employment as people are not willing to go far away from their residences. Regarding institutions to provide financial support as well as provide necessary training to enhance income level and livelihood based activities in the project area.

Date and Venue of the Meetings	Focused Group	Opinion of the Participants
Date: 24-09-2016 Venue: Chaitonkanda Time: 12.00 AM to 2.00 PM	Women Group Total Participants: 11 Male: 0, Female: 11	The women group expressed the following : a. Scope of work in the area: Vegetable cultivation, Duck and chick rearing, cottage industry, tailoring and stitching/hand sewing. b. Increasing employment opportunity through the project implementation: Making work opportunities for the women in the construction area, such as: Earth work, small trading, and day labor activities. c Skill development training: . They also gave their suggestion regarding the useful activities/employment in the area for skill development. They suggested training on hand sewing, Tailoring, making different kinds of items such as paper packets, embroidery or opening a clothes boutique or vegetable gardening.
Date: 24-09-2016 Venue: Molla Bari Time: 2.00 PM to 4.00 PM	Agriculture Group Total Participants: 13 Male:13, Female: 0	In the meeting the agricultural group expressed the following: a. Scope of work in the area: Agriculture, Cattle rearing, poultry rearing, tailoring, weaving and cottage industry etc. b. Employment opportunity through the project implementation: The group emphasized on establishing different businesses in the area such as tea stall, medicine pharmacy, poultry farm, garments, and agriculture based different activities. c. Skill development training: They also opined regarding development of their skill.by arranging income generating training on poultry, livestock, and fisheries, they emphasized on vocational training. They expressed their interest to involve in local micro credit institution for enhancing their business capital.
Date: 24-09-2016 Venue: Choitonkanda Time: 2.00 PM to 4.00 PM	Farmers Group Total Participants: 12 Male: 12, Female: 0	The participants of the focus group discussed and mentioned the following in the meeting: a. Scope of work in the area: Agriculture, fishing, tailoring, cattle rearing, small business, handloom are the livelihood opportunities in their locality. 70% are engaged in agriculture, 10% in service, 10% in small businesses, 5% are remittance earners and 5% are unemployed. They said that they can go to anywhere in Bangladesh to work. b. Employment opportunity through the project implementation: They also said that there will be a need for skilled and unskilled labor for construction work at the project site. They said, poultry rearing, cattle rearing, vegetable cultivation, nursery, and cultivating on others land as share croppers. c. Skill development training: They said, income generating training is needed for the affected people. Regarding income and livelihood activities in the project area they focused on duck and chick farm, livestock rearing, vegetable cultivation, nursery and share cropping.
Date: 25-09-2016 Venue: Primary School Time: 12.00 AM to 2.00 PM	Housewives Group Total Participants: 7 Male: 0, Female: 7	The housewives group discussed the the following : a. Scope of work in the area: Cottage industry, sewing, cattle rearing, poultry rearing and vegetable cultivation etc. b. Increasing employment opportunity through the project implementation: The group mentioned the following work opportunities for skilled and un-skilled women in the construction activities, small trading, earth works, daily labor, agriculture based activities, establishing cottage industries, and re-opening of the affected business etc.

Date and Venue of the Meetings	Focused Group	Opinion of the Participants
		<p>c Skill development training: The group suggested that they needed skill development in tailoring, making paper packets, sewing, working with cane, vegetable gardening, embroidery etc.</p>
<p>Date: 25-09-2016 Venue: Atabdi Time: 2.00 PM to 4.00 PM</p>	<p>Business Group Total Participants: 11 Male: 11, Female: 0</p>	<p>The participants of business group shared the following views:</p> <p>a. Scope of work in the area: In the project area there is scope for several activities such as setting up cattle rearing farms, handloom industries, modernizing agricultural cultivation, enhancing fish cultivation etc.</p> <p>b. Increasing employment opportunity through the project implementation: For increasing employment opportunities the participant's suggested establishing poultry and cattle rearing farms, vegetable growing and marketing, horticulture and nursery, increasing agriculture production through taking mortgage of other lands or through share cropping.</p> <p>c Skill development training: The participants suggested skill training specially for hand made items from bamboo and cane, embroidery, tailoring etc.</p>
<p>Date: 26-09-2016 Venue: Judge Miar Bari Time: 2.00 PM to 4.00 PM</p>	<p>Farmers Group Total Participants: 14 Male: 14, Female: 0</p>	<p>The participants of the focus group mentioned the following in the meeting:-</p> <p>a. Scope of work in the area: Agriculture, small business and rickshaw-van pulling as the livelihood opportunities in their locality. They gave a statistics of their locality that out of total population 75% are engaged in agriculture, 5% in service, 10% in small businesses, 5% are remittance earners and 5% as unemployed. They said that they can go to anywhere in Bangladesh to work.</p> <p>b. Employment opportunity through the project implementation: They also said that there will be a need for skilled and unskilled labor for construction work at the project site, earth work at brick fields, construction work etc.</p> <p>c. Skill development training: They said, income generating training is needed for the affected people. Regarding income and livelihood activities in the project area they suggested livestock program, hybrid vegetable cultivation, cottage industry etc.</p>
<p>Date: 27-09-2016 Venue: Kamaldi Time: 12.00 AM to 2.00 PM</p>	<p>Farmers Group Total Participants: 12 Male: 12, Female: 0</p>	<p>In the meeting the farmers expressed the following :</p> <p>a. Scope of work in the area: Agriculture, cattle rearing and Cottage industry etc.</p> <p>b. Employment opportunity through the project implementation: The group pointed out that day labor activities will open up for them during project construction work, simultaneously they will be engaged in skill based activities in the construction site. In addition there would be scope of small trading during construction period.</p> <p>c. Skill development training: They participants suggested that they needed skill training in income generating activities such as poultry, livestock, and cottage industry, they emphasized on vocational training. They expressed their interest to be involved in local micro credit institution for enhancing their business capital.</p>
<p>Date: 28-09-2016 Venue: Itbardi Time: 12.00 AM to 2.00 PM</p>	<p>Farmers Group Total Participants: 12 Male: 12, Female: 0</p>	<p>The participants expressed the following opinion:</p> <p>a. Scope of work in the area: Growing a variety of vegetables, cattle rearing, poultry and duck rearing, small businesses and agriculture are the livelihood base for the locality. The participants provided statistical information on</p>

Date and Venue of the Meetings	Focused Group	Opinion of the Participants
		<p>present occupation of the people of the area. They said 70 % are engaged in agriculture; 10% work at abroad as remittance earner; 10 % are service holders; 5 % were involved in small trading business and 5 % were unemployed.</p> <p>b. Employment opportunity through the project implementation: They said that during the construction period working opportunities will involve establishing tea stalls, pharmacies, Hotels/restaurant, construction related different activities etc.</p> <p>c. Skill development training: they preferred to work in their own area and surrounding districts. They indicated the following training would be useful for their locality agriculture, cattle rearing, poultry rearing, pisciculture, fruit gardening, cottage industries etc. For financial support they suggested different NGOs like: BRAC, ASA and DESHA etc.</p>
<p>Date: 29-09-2016 Venue: Atadi School Time: 12.00 AM to 2.00 PM</p>	<p>Agricultural Group Total Participants: 11 Male: 11, Female: 0</p>	<p>The participants mentioned the following :</p> <p>a. Scope of work in the area: Agriculture, cattle rearing, poultry rearing, vegetable cultivation etc. are the livelihood opportunities in their locality. About 80% of the people are engaged in agriculture; 10% are engaged in business and small trading, 5% are remittance earner and 5% are unemployed. The people said that they preferred to work in their own locality and same time out side of the area as well.</p> <p>b. Employment opportunity through the project implementation: Cultivation of a variety of vegetables, duck and chick rearing, cattle rearing etc. will be the employment opportunities for the affected people in the project area.</p> <p>c. Skill development training: They said that skill training on cattle rearing, poultry rearing, high yielding vegetable cultivation, Nursery and fruits gardening and fish culture will impact positively on income and livelihood activities of the affected people. Regarding income and livelihood activities in the project area they mentioned about micro-credit support.</p>

Community Consultation during RP Implementation

54. DWASA will continue the consultation process during implementation of the RP. Further steps will be taken to: (i) keep the affected people informed about compensation plan, compensation policies, and payments, and (ii) ensure that project affected persons are involved in the implementation of the RP. The consultation and participation will be instrumented through individual contacts, FGDs, open meetings and workshops.

55. During the implementation stage, consultation with concerned stakeholders will continue for smooth implementation of the RP. Through public consultations, the affected households will be informed regularly about the grievance redress process. For continued consultations, the following will be done;

- DWASA/INGO will organize public meetings and will explain to the communities about the progress in the implementation of resettlement and social activities.
- DWASA/INGO will organize public meetings to inform the community about the compensation and assistances to be paid. Regular up date of the progress of the resettlement component of the project will be placed for public display at the local level DWASA and INGO offices and local *Union Parishads*.

- All monitoring and evaluation reports of the RP components of the project will be disclosed in the same manner as that of RP.
- Key features of RP, particularly entitlement and institutional arrangement for grievance redress will be summarized in a booklet and will be distributed among the AHs and their communities along the project corridor.
- DWASA/INGO will conduct information dissemination session at major intersection and solicit the help of the local community leader to encourage the participation of the AHs in RP implementation and ensure that vulnerable groups understand the process and to take their specific needs into account.
- Uploading of the RP on DWASA and ADB websites

C. Information Disclosure

56. Information will be disseminated to the affected at various stages, including the project implementation period. For the benefit of the community in general and affected households in particular, a summary of the resettlement framework and each resettlement plan will be made available in Bengali during consultation meetings and will be disclosed in public places prior to project appraisal. Key features of the RP, particularly the entitlements, institutional arrangements for grievance redress, etc. will be summarized in a leaflet and distributed among the affected households and their communities along within the project area. This will enable stakeholders to provide inputs on the resettlement process, prior to the award of civil work contracts.

57. Copies of this Resettlement Plan in Bengali will also be made available at: (i) office of the Project Authority; (ii) the INGO office; (iii) the Deputy Commissioner's office; and (iii) local level offices. A report of disclosure, giving details of the date and location will be shared with the ADB.

58. This resettlement plan will be placed on the official website of the Dhaka WASA and the official website of ADB after approval and endorsement of the resettlement plan by the Project Authority and ADB.

IV. GRIEVANCE REDRESS MECHANISM

59. A project -specific GRM will be established to receive, evaluate, and facilitate the resolution of affected persons' concerns, complaints, and grievances. The GRM will aim to provide a time-bound and transparent mechanism to voice and resolve social concerns linked to the project. The GRM will provide an accessible and trusted platform for receiving and facilitating the resolution of affected persons' grievances related to the project. The multi-tier GRM is outlined below, each tier having time-bound schedules and with responsible persons identified to address grievances and seek appropriate persons' advice at each stage, as required

60. Affected Persons / households will be informed about their rights and of the procedures for addressing complaints during consultation, survey and at the time of compensation payment.

A. Proposed Grievance Redress Committee

61. GRC will be established at the community level at Union/Pourashava through a gazette notification from the Ministry of Local Government, Rural Development and Cooperatives (MLGRDC).

62. The GRC will be formed with representatives from DWASA, local elected representatives from the Local Government Institutions (LGI), Affected Households, women Affected Households and appropriate local NGOs to allow affected communities to be heard and ensure a participatory decision making process.

The GRC members will include:

- | | |
|--|--------------------|
| a. Deputy Project Director/Executive Engineer DESWSP, DWASA | : Convener |
| b. Representative of UP Chairman/ Ward councilor | : Member |
| c. Female UP Member | : Member |
| d. Representative of Affected Persons | : Member |
| e. Representative from INGO (Team Leader/Deputy Team Leader) | : Member Secretary |
| f. Representative from MDSC | : Member |

63. The Member Secretary of GRC will be available and accessible for affected households to address their concerns and grievances. Union/Pourashava Chairman and the affected person/ household will participate in the grievance redress session. INGO will support the GRC process. The grievance case will be recorded with details and results of the cases. The EMA will review the cases.

Role of GRC

64. The role of the GRC will include:

- (i) Ensuring stakeholders' participation in the grievance process and ensuring eligible compensation reaches the affected persons.
- (ii) The GRCs will receive grievance cases from the affected persons through the INGO. The aggrieved affected person can ask the INGO to assist them in presenting their grievances or queries to the GRC.
- (iii) Other than disputes relating to ownership right and award of compensation by the Deputy Commissioner under the Court of Law, GRCs will review grievances involving all resettlement assistances, relocation, and other supports. Grievances will be redressed within 21 days from the date of lodging the complaints. In case of complicated cases requiring additional investigations it will be resolved within a period of one month.
- (iv) Grievances of indirectly displaced persons and/or persons displaced during project implementation will also be addressed by the GRC.
- (v) Where land acquisition will not be involved but relocation of structures or vacating land for cultivation will be required, the GRCs will facilitate resolution of complaints regarding categorization of vulnerable affected persons, types of structures, and eligibility for compensation and assistance within the set guidelines and provisions of the resettlement plan.
- (vi) Any complaints of ownership or other suits to be resolved by the judiciary system will not be resolved in GRCs. GRC will resolve all complaints, grievances related to compensation entitled by affected persons.
- (vii) The decisions of the GRC should be ideally be arrived at through consensus, failing which resolution will be based on majority vote. Any decision made by the

GRC must be within the purview of social, resettlement and environmental policy framework.

- (viii) A minimum of 4 (four) members shall form the quorum for the meeting of GRC.
- (ix) If needed the GRC members may undertake field visit to verify and review the issues at dispute, including titles/share, reasons for any delay in payment or other related matters.
- (x) GRC meeting will be held in the respective field office of DWASA, INGO Office or other location as agreed by the Committee.
- (xi) In case the resolution is not accepted by the AP, the grievance will be forwarded to Project Director for final decision.

Approval of GRC and Entitlements of GRC Members

65. Upon formation, all GRC members will attend a training and orientation meeting prior to the commencement of their work. The training will be arranged by the project staff and Consultants/Resettlement Experts.

66. The Project Director, PMU, DWASA, will be the final authority to approve decisions and proceeding of GRC meetings. The approved GRC decisions will be implemented on site within the framework of the Resettlement Plan. The details of procedures for redress of grievances and the appeals process will be shared and documented.

67. It is proposed that the GRC meet once in 15 days, as the resettlement process has to be completed before construction work starts. The GRC could meet more than once in every 15 days depending upon the number of cases. GRC will continue during the whole construction period.

68. The GRC members (except DWASA and INGO representative) will be entitled to receive BDT: 1000/meeting as honorarium from the implementing budget. Light snacks/refreshments will be provided during the meetings under the RP budget.

69. All costs involved in resolving the complaints for affected persons and GRC members (meetings, consultations, stationery, communication, reporting/information dissemination and logistical support) will be borne by the INGO. The GRC formation at Union level is given in Annex 9.

Grievance Redress Process

70. Affected persons will be able to file their grievances without any fear and intimidation. Where required, the implementing NGO will assist the affected households in drafting the grievances. A sample of the grievance redress Application Form is given in Annex 10. The grievance redress process is as follows:

71. **First Level:** The affected person will first register their complaint with the INGO. Complaints and grievances will heard by the INGO and focus group discussions at the village level. The grievance will need to be resolved within 14 days. If the grievance cannot be addressed by the INGO and the social safeguard officer. The affected person can approach the GRC.

72. **Second level:** The affected person will have to submit their grievance to the Convener. The INGO will have to facilitate this. The INGO will counsel the affected persons about the project

policy and eligibility for compensation and resettlement assistances. Member Secretary of the GRC will scrutinize the complaints and prepare case file for hearing and resolution. GRC will review grievances involving all resettlement assistances, relocation and rehabilitation related matters. All disputes related to land acquisition will be sent to the Deputy Commissioner's office.

73. A formal hearing will be held before the GRC at a date fixed by the Member Secretary of GRC in consultation with the convener and other aggrieved persons.

74. GRC will deliver its decision on complaints/grievances within 21 days from the date of grievance received. The decision of the GRC will be issued by the Convener and signed by the members of the GRC. If the affected person is not satisfied with the decision of the GRC, the person can approach to the Project Director.

75. **Third level:** If the aggrieved persons are not satisfied with the GRC decisions, the next option will be to lodge grievances with the office of the Project Director, DESWSP, within two weeks after receiving the decision from the GRC. The affected person, in the complaint, must produce documents supporting their claim. Member Secretary of GRC and the Convener will present the case records to the PD and facilitate impartial review of the complaints. The PD with the assistance of the Resettlement Expert, MDSC will review the proceedings of the GRC hearing and convey its decisions to the aggrieved person within two weeks after receiving the complaint. If still not satisfied with the outcome at the level of PD the aggrieved person can go to the Court of Law.

76. The project GRM notwithstanding, an aggrieved person shall have access to the Country's legal system at any stage. This can run parallel to accessing the GRM and is not dependent on the outcome of the GRM.

77. In the event that the established GRM is not in a position to resolve the issue, the affected persons can also use the ADBs Accountability Mechanism by directly contacting (in writing) to the complaint receiving officer at ADB headquarters or the ADB Bangladesh Resident Mission. The complaint can be submitted in Bengali. The APs can approach ADB only after completing the grievance process offered by the project. The Grievance Redress Mechanism is given in Figure 5.1.

V. ENTITLEMENTS, ASSISTANCE AND BENEFITS

82. The project entitlement policy addresses the direct and indirect impacts of works construction and operation on affected households and communities. In accordance with the DESWSP Resettlement Framework, all affected households and persons will be entitled to a combination of compensation packages and resettlement assistance, depending on the nature of ownership rights on lost assets, scope of the impacts including vulnerability of the displaced persons, and measures to support livelihood restoration if livelihood impacts are envisaged.

83. Compensation eligibility is limited by a cut-off date. The project entitlement matrix identifies and lists the various types of losses resulting out of the project and specific compensation and resettlement packages for each category. The sections of the Entitlement Matrix relevant to this component is given in Table 6.1.

A. Types of Losses and Impact Category

84. The construction impact of this section will include (i) loss of land (ii) loss of residential/commercial/ other assets; (iii) loss of trees; (iv) loss of crops; (v) loss of business/livelihood; (vi) loss of work days/incomes, and relocation of households and businesses and (vi) impact on vulnerable persons.

B. Entitlement Matrix

85. The Entitlement Matrix covers the relevant compensation and assistances, applicable to the Section 2 component.

Table 6.1: Entitlement Matrix

Type of Loss	Specification	Eligibility	Entitlements
1. LAND			
Agricultural (including crop land, pastures, Wasteland, ponds, etc.)	Partial loss of plot (<50%)	Owner (titleholder, legalizable user)	<ul style="list-style-type: none"> Cash compensation at fair market value, including all transaction costs, such as applicable fees and taxes.
	Full loss of plot (≥ 50 %)	Owner (titleholder, legalizable user)	<ul style="list-style-type: none"> Cash compensation at fair market value, including all transaction costs, such as applicable fees and taxes. Unaffected portions of a plot will also be compensated if they become unviable after impact occurs.
Residential, commercial, community	Partial loss of Plot (<50 %)	Owner (titleholder, legalizable user)	<ul style="list-style-type: none"> Cash compensation at fair market value including all transaction costs, such as applicable fees and taxes.
	Full loss of Plot (=>50 %)	Owner (titleholder, legalizable user)	<ul style="list-style-type: none"> Cash compensation at fair market value, including all transaction costs, such as applicable fees and taxes.

Type of Loss	Specification	Eligibility	Entitlements
2. STRUCTURES			
Residential, agricultural, commercial, community	Partial loss (<30 %) and alteration of structure	Owner (including Non-titled land user)	<ul style="list-style-type: none"> • Cash compensation for lost parts of structure at replacement cost and repair of remaining structure at market rate for materials, labor, transport, and other incidental costs, without deduction of depreciation for age. • Right to salvage materials from lost structure. • In the case of the remaining structure is unlivable compensation for the entire structure would be at the discretion of the owner.
		Tenant	<ul style="list-style-type: none"> • Tenant will get the Shifting Allowance.
	Full loss of structure (≥30 %) and relocation	Owner (including Non-titled land user)	<ul style="list-style-type: none"> • Cash compensation at replacement cost, including all transaction costs, such as applicable fees and taxes, without deduction of depreciation for age, for self- relocation IN EITHER CASE. • Right to salvage materials from lost structure.
		Tenant	<ul style="list-style-type: none"> • Cash refund at rate of rental fee proportionate to size of lost plot for 6 months.
	Moving of minor structures (fences, sheds, Latrines, etc.)	Owner, Tenant	<ul style="list-style-type: none"> • Cash compensation for self-relocation of structure at market rate (labor, materials, transport, and other incidental costs).
	Fixed assets attached to affected structures (water supply and telephone lines)	Owner, lessee, Tenant	<ul style="list-style-type: none"> • Cash compensation for reinstallation and connection charges.
3. RELOCATION			
Assistance and allowances	Residence or means of livelihood (agricultural land, business premises)	All DPs to be relocated due to loss of land and/or structures (including Squatters)	<ul style="list-style-type: none"> • Cash allowance covering the cost of transport of people and their moveable property at current market rate on actual cost basis. • Transition allowance of 6 months of official minimum wage of the

Type of Loss	Specification	Eligibility	Entitlements
			appropriate APs occupation (head of household).
Security of tenure	Residence or means of livelihood	Owner (titleholder, legalizable user)	<ul style="list-style-type: none"> Provision of ownership titles to the replacement land and/or structures and/or for the remaining plots and assets. The cost of assets registration would be borne by the project.
4. INCOME RESTORATION			
Crops/fish stocks	Affected crops	Cultivator	<ul style="list-style-type: none"> Cash compensation at current market rate proportionate to size of lost plot for 1 year's future harvests, based on crop/fish stocks type and highest average yield over past 3 years. Residual harvest can be taken away without any deduction.
Trees	Affected trees	Cultivator	<ul style="list-style-type: none"> Cash compensation for perennial crop trees at current market rate of crop type and average yield (i) multiplied, for immature non-bearing trees, by the years required to grow tree to productivity, or (ii) multiplied, for mature crop-bearing trees, by 5 years average crops (the grafted/tissue cultured plant usually starts fruiting within 2-3 years), plus cost of purchase of grafted/tissue cultured plant and required inputs to replace trees. Cash compensation for timber trees at current market rate of timber value of species at current volume, plus cost of purchase of seedlings/sapling and required inputs to replace trees.
Permanent loss of agriculture-based livelihood	Partial loss of agricultural land with land remaining	Owner, lessee, sharecrop, tenant, nontitled and user	<ul style="list-style-type: none"> Additional financial supports/grants if land/crop compensation is insufficient for additional income-generating investments to maintain livelihood @ Tk70, 000/ HH.
	Full loss of agricultural land without availability of alternative land	Owner, lessee, sharecrop, tenant, nontitled and user	<ul style="list-style-type: none"> Provision of re-training, job placement. Included in the project livelihood restoration and rehabilitation program. Financial grants and/or microcredit access for livelihood investment as

Type of Loss	Specification	Eligibility	Entitlements
			well as organizational/logistical support to establish an alternative income generation activity @ Tk 90,000/HH.
Maintenance of access to means of livelihood	Avoidance of obstruction by subproject facilities	All DPs	<ul style="list-style-type: none"> • Accessibility of agricultural fields, community/social facilities, business premises, and residences of persons in the project area ensured. • Accessibility to the original/alternative fishing ground.
Businesses((CBE)	Temporary business loss due to LAR or construction activities of project	Owner , business (registered, informal)	<ul style="list-style-type: none"> • Cash compensation equal to lost income during period of business interruption based on tax record or, in its absence, comparable rates from registered businesses of the same type with tax records.
Employment	Temporary employment loss due to LAR or construction activities	all laid off employees of affected businesses	<ul style="list-style-type: none"> • Cash compensation equal to lost wages during period of employment interruption up to 6 months, based on tax record or registered wage, or, in its absence, comparable rates for employment of the same type.
5. SPECIAL PROVISIONS			
Vulnerable APs	Loss of land, structure, and/or employment	All vulnerable DPs (in all project locations)	<ul style="list-style-type: none"> • Provision of training, job placement. • Included in the project livelihood restoration and rehabilitation program • Financial grants and/or microcredit access for livelihood investment as well as organizational/logistical support to establish an alternative income generation activity. • Subsistence allowance of minimum of 12 months of official minimum wage or Tk 1,625 per family member • Preferential selection for project-related employment
Women, Social /religious minorities, elderly-headed household, poor households	Loss of land and structures	Titled or recognized owners of land and structures	<ul style="list-style-type: none"> • Cash compensation paid directly to female owners and head of minority HHs.
Others impacts	Unanticipated impacts and negotiated	All DPs	<ul style="list-style-type: none"> • To be determined in accordance with the IR safeguards requirements of the ADB SPS and local legal framework.

Type of Loss	Specification	Eligibility	Entitlements
	changes to entitlements		<ul style="list-style-type: none"> • Project RP to be updated and disclosed on ADB website. • Standards of the entitlement matrix of the RP not to be lowered.

Note: The compensations and grants will be free from GoB tax and the owners of affected properties will be allowed to take away all the salvageable materials of structures and trees free of cost without delaying the project intervention.

IV. COMPENSATION

A. Compensation Payments

86. DWASA will ensure that all assets affected by the project will be compensated at their full replacement cost, determined by legally constituted bodies like the property valuation advisory committee (PVAC), and joint verification committee (JVC), and resettlement advisory committee (RAC). The principle for determining valuation and compensation for assets, incomes, and livelihoods is replacing the loss of affected assets and restoring the loss of income and workdays experienced by the displaced households. Assistance for Livelihood and Income Restoration Program (LIRP) will be provided to vulnerable households and employees of business enterprises.

87. DWASA will pay the cost of land, structures, crops, trees and other benefits. Affected households will receive compensation for the land/ structures / assets lost based on the market value or replacement value of the affected land/ structures.

Land compensation

88. The Deputy Commissioner determines)i(market value of acquired land and assets on the date of notice of acquisition)based on the registered value of the similar property bought and/or sold in the area over the preceding 12 months(and)ii(50% premium on the assessed value)other than crops(due to compulsory acquisition. The Deputy Commissioner payment or “award”to owners is called Cash Compensation under Law)CCL(. The value thus paid is invariably less than the “market value” as owners customarily report undervalued land transaction prices in order to pay lower stamp duty and registration fees. As a result, compensation for land paid by the Deputy Commissioner, including premium, remain less than the actual market price or replacement value. Places of worships, graveyard and cremation grounds are not be acquired for any purpose.

Structure compensation

89. All households whose structures are getting will be given cash compensation for the affected portion of the structure at replacement cost and cost of repair for the remaining structure at market rate for materials, labor, transport, and other incidental costs, without deduction of depreciation for age. In case of the remaining structure is unviable the affected person will get compensation for the entire structure. The owners of the affected structures will be allowed to take away all salvageable materials of structures and trees free of cost. In case there are gaps in between GoB and ADB Policy, the agreed RF and EM will prevail.

Compensation for crops and trees

90. Compensation for perennial crop trees will be given at current market rate of crop type and average yield (i) multiplied, for immature non-bearing trees, by the years required to grow tree to productivity, or (ii) multiplied, for mature crop-bearing trees, by 5 years average crops (the grafted/tissue cultured plant usually starts fruiting within 2-3 years), plus cost of purchase of grafted/tissue cultured plant and required inputs to replace trees. Compensation will be given for timber trees at current market rate of timber value of species at current volume, plus cost of purchase of seedlings/sapling and required inputs to replace trees.

B. Assistance

Assistance for income restoration

91. Maintenance of access to means of livelihood will be ensured by the project. Accessibility of agricultural fields, community/social facilities, business premises, and residences of persons in the project area ensured.

92. Cash compensation at current market rate proportionate to size of lost plot for 1 year's future harvests, based on crop/fish stocks type and highest average yield over past 3 years, will be given to households losing their crops/fish stock. The residual harvest can be taken away without any deduction.

93. Those having permanent business loss without possibility of alternative business will get cash compensation equal to lost income for one year.

94. For those households with partial loss of agricultural land with land remaining additional financial supports/grants if land/crop compensation is insufficient for additional income-generating investments to maintain livelihood at BDT: 70,000 per household. And for those households who do not have any remaining land financial grants and/or microcredit access for livelihood investment as well as organizational/logistical support to establish an alternative income generation activity at BDT: 90,000 per household will be provided.

95. Those incurring temporary business loss will be given cash compensation equal to the lost income during the business interruption upto 6 months based on tax record or registered wage or in its absence comparable rates of employment of the same type. There will also be provision of retraining, job placement as well as access to financial grants and /or microcredit for livelihood investment as well as organization and logistical support to set up alternative income generation activity.

Assistance for relocation

96. The project will provide Transition allowance of 6 months of official minimum wage of the affected person's occupation (head of household).

97. All affected persons facing relocation impacts will be entitled to a transfer grant of BDT 15 per sq. feet and reconstruction grant of BDT 20 per sq. feet to meet any

transport/shifting/reconstruction costs involved in relocation of primary structures. For secondary structure the allowances include a transfer grant of BDT 12.5 % of CMV of structure and a reconstruction allowance of BDT 12.5 % of CMV of structure.

Assistance to Vulnerable Groups

98. The following categories of displaced persons are recognized as vulnerable groups in the project: female-headed, elderly-headed, and disabled-headed and BPL households. In addition to the provisions in the entitlement matrix for compensation of loss of assets and livelihood, subsistence allowance of minimum of 12 months of official minimum wage or BDT 1625 per family member will be paid towards enabling improvement of their socioeconomic status. Vulnerable persons will be given priority in work opportunities under the project depending on their skill and willingness to work. Access to financial grants and /or microcredit for livelihood investment as well as organization and logistical support will be provided to set up alternative income generation activity.

Assistance to Tenants

99. Tenants will be get refund of the lease money of the remaining lease period (to be deducted from the owner) and will get shifting assistance.

C. Procedure for Compensation Payment to APs

100. The procedure of compensation and assistance disbursement is as follows:

- (i) The RP implementing NGO will prepare a personal file and entitlement card for each AP.
- (ii) The INGO will assist the AHs in opening bank accounts in their names.
- (iii) The INGO will issue ID card with number, name, and photograph of the AHs.
- (iv) The DWASA and INGO representatives will jointly sign the ID card and the photograph will be verified by the concerned ward councilor /UP member or elite person
- (v) The INGO will assist DWASA in preparing payment debit vouchers as per AP file and Entitlement Card (EC), and the DWASA will disburse account payee cheques in a public place or at the office of the Ward Councilor /UP Chairman after issuing prior notice to the APs.
- (vi) The DWASA will provide the APs a copy of the signed receipt of their compensation amount.
- (vii) After payment of compensation, APs will be allowed to take away the trees, salvaged materials from their dismantled houses and shops, and no charges will be levied upon them for the same.
- (viii) Payment of compensation and benefits will be made at least 1 (one) month prior to removal of the structures and trees from the RoW so that they get sufficient time to dismantle and remove all salvageable material for rebuilding of houses and re-establishment of businesses elsewhere.

D. Calculation of Replacement Value

101. The principles of valuation of acquired assets are as per ADBs SPS 2009 on Involuntary Resettlement. The policy states that all losses of the displaced persons have to be paid at full Replacement Value at the time of dispossession of the property acquired for the purpose of construction of the project Area. The calculation of replacement costs will be based on (i) fair market value at the time of dispossession, (ii) transaction/legalization cost, (iii) transitional and restoration cost and (iv) other applicable allowances.

102. The calculation of unit value is done keeping in consideration the current market rate so as to meet the replacement value of the land and lost assets etc. JVC and PVAC reviewed and determined the valuation of the affected/lost assets and INGO was responsible for conducting market survey and preparing budget based on PVAC fixed rate of assets.

Valuation by Deputy Commissioner

103. The market value of land is determined by the Deputy Commissioner, Narayanganj District, by averaging the sale and purchase price of land for the preceding 12 months. Sales price has been collected for each type of land in lowest land administrative unit called "Mouza". An average price has been fixed for each of *Mouza* considering each type of land. A 50% premium has been added to determine the CCL. District Forest Office and Department of Agricultural Marketing (DAM) assisted the Deputy Commissioner in determining CCL for trees and standing crops respectively.

104. Price of land in Bangladesh varies substantially depending on productivity, commercial utility and proximity to urban centers and access to communications. The Deputy Commissioner determines Mouza-wise price by "Land Category" which differs from Mouza to Mouza. The land types in the project area recognized by the Deputy Commissioner's office are:

- a. Nall (Agricultural/Crops Land)
- b. Homestead/Vita
- c. Chala ((High Land with Trees or having no Living Structures)
- d. Pond
- e. Pukur Par (Embankment of Pond)
- f. Doba (Water body)
- g. Sandy Land (River Bank)

105. Those losing land will be provided with replacement value of land that include titling at current market value assessed by the PVAC. Replacement value of all categories of land has been established through market survey where land transaction took place during the last one year.

Ensuring Replacement Value

106. Compensation for land and physical assets has to be determined and paid to the displaced persons at full replacement value before the time of dispossession. Replacement value of land will be determined based on existing market value to the extent possible and adding the applicable transaction cost like applicable stamp duty and other cost for title registration.

107. Replacement value of standing crops has been determined at net market rates of Department of Agriculture Marketing. Replacement value of trees has been determined by Department of Forest according to methodologies depending on their timber and/or fruits values. The average value of crops have been assessed at BDT 511 as per the rates of DAM (August 2017). The PVAC agreed to keep the average rate of crops approved for Rupgonj Upazila of BDT 650 which will be considered here also.

108. The Deputy Commissioner will pay CCL for land and assets in the process of land acquisition. If the CCL is less than the replacement value determined by the executing agency, additional payment approved by the Property Valuation Advisory Committee (PVAC) will be directly made to the affected household's equivalent to the differences between Replacement Value and CCL by the Executing Agency. The details of the PVAC minutes of the meeting are given in Annex 12.

Property Valuation Advisory Committees (PVAC)

109. Given that compensation levels are often inadequate in reflecting Replacement Costs, it is the Property Valuation Advisory Committees (PVACs) that (i) provide guidance for the valuation of properties at Replacement Value and (ii) recommend the Replacement Value to the Government of Bangladesh (GoB) for approval. The Secretary, MLGRDC will authorize the formation of PVACs for each Upazila covered by the Project. The MLGRDC has formed Property Valuation Advisory Committee (PVAC) through a gazette notification.

110. PVAC will have a representative from the DWASA as the Convener, a representative from the INGO the Member Secretary. The Joint Verification Committee (JVC) will check and verify the list of affected households prepared by the INGO and obtain signature of the affected households. A representative of the INGO will also be present in the JVC as Member Secretary of the team. A property valuation survey will be conducted by the PVAC to determine the Replacement Value of land, crops and trees. The INGO will computerize the joint verification data to be used for payment of compensation and other benefits.

111. The determination of unit rate of the affected structures by the PVAC will be based on information collected by interviewing different stakeholders such as imams, teachers, community leaders, traders, brokers, elected representatives of the local government, etc. using a structured questionnaire.

Joint Verification Committee (JVC)

112. The Joint Verification Committee (JVC) will provide guidance and assist DWASA in the process of verification and assessment of inventory of losses and eligible affected persons for compensation and assistance outside the compensation under the law. The formation of the JVC has been authorized by the Secretary, MLGRDC.

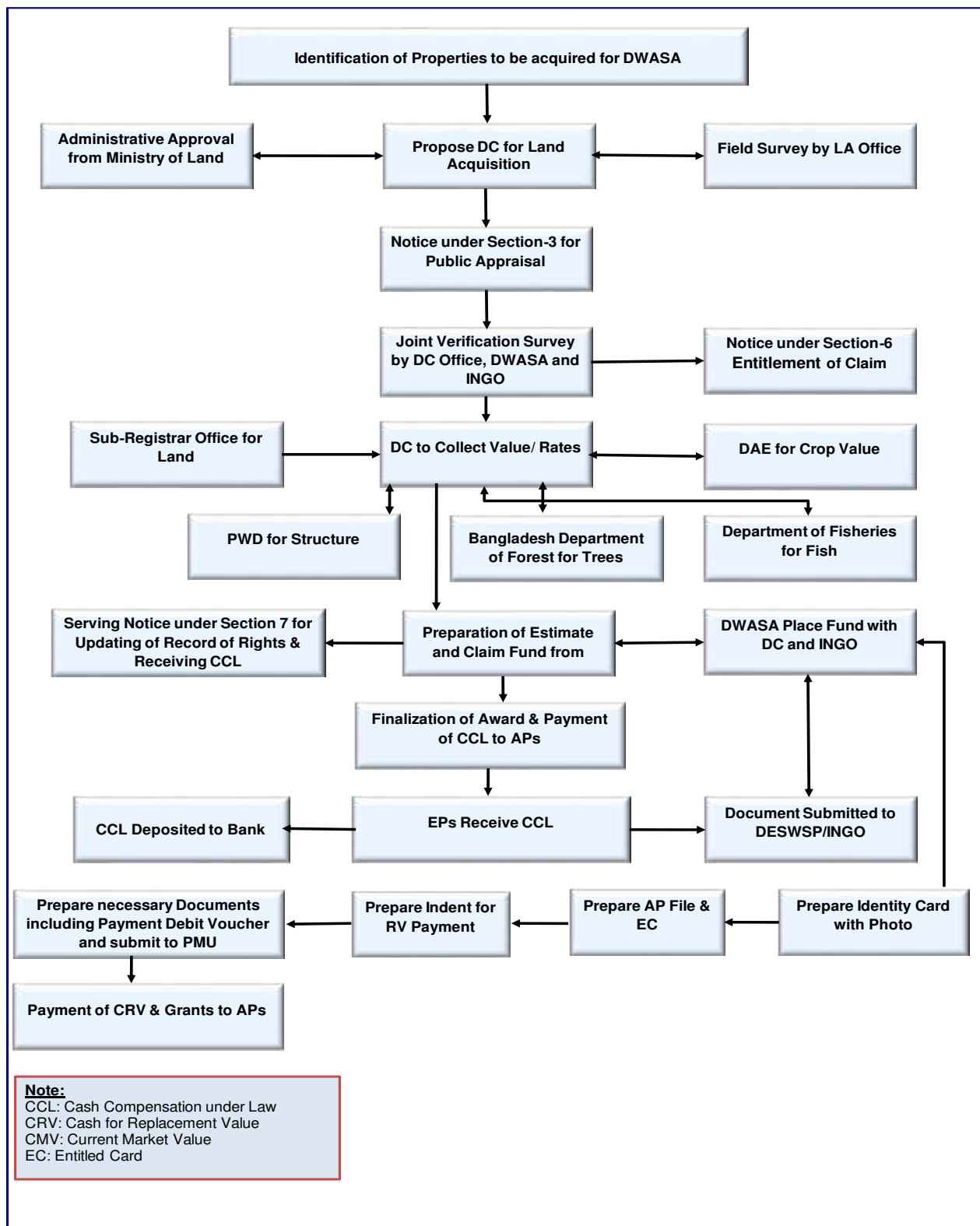
Payment to Title Holder

113. The steps for payment of compensation include :
- (i) The INGO will prepare a personal file and entitlement card for each affected person.
 - (ii) The INGO has facilitated in opening Bank accounts of all the affected households who did not have such accounts.

- (iii) INGO will issue identity card with number, name, and photograph of the affected households.
- (iv) The identity card will be jointly signed by the DWASA and INGO representatives and the photograph will be verified by the concerned Ward Councilor /Union Parishad Chairman.
- (v) INGO will assist the DWASA in preparing payment debit vouchers as per affected person and entitlement card files, and the DWASA will disburse account payee cheque in a public place or the office of the Ward Councilor /Union Parishad Chairman after issuing prior notice to the affected household.
- (vi) INGO will provide the affected persons copies of the signed receipts of their compensation amount. The compensation payment mechanism for title holders is given on Figure 7.1.

114. After payment of compensation, the households will be allowed to take away the trees, no charges will be levied upon them for the same. A notice to the affected households will be issued by the DWASA to take away the tree/salvaged materials within 30 days from the date of payment. Payment of compensation and benefits will be made at least 1 month prior to the removal of the trees from the project area.

Figure7.1: Compensation Payment Mechanism Title Holder



Note:
 CCL: Cash Compensation under Law
 CRV: Cash for Replacement Value
 CMV: Current Market Value
 EC: Entitled Card

VI. RELOCATION OF HOUSING AND SETTLEMENT

A. Relocation of Affected Families

115. There are a total of 116 households who will lose 262 (242 residential and 20 business) primary structures. Out of 116 households there are 103 affected households losing their residential structures; 8 households are losing residential cum commercial structures and 5 households are losing their business/commercial structures. Out of 116 affected households 113 households are losing primary structures only and will be relocated. Three households will lose their kitchen, so will not be displaced. The displaced households will be provided with compensation and assistances for relocation of their housing, productive assets and employment affected due to project intervention. The strategy for relocation of displaced households is as follows:

- The displaced families will relocate on their own efforts as the project has no provision to develop a resettlement site.
- During consultation meetings and FGDs the affected households expressed opinion in favor of self-relocation.
- All affected households have the right to relocate their residential and business structures in new place chosen by them with the compensation received.

B. Integration of Affected households with Host Population

116. Based on discussion with the affected households majority of the affected households preferred to self-relocate within the existing neighborhood.

VII. INCOME RESTORATION AND LIVELIHOOD ASSISTANCE

117. The project intervention will cause a loss of income livelihood opportunities both resources temporarily or permanently. Restoration of income and livelihood opportunities of those affected at the pre-project level is thus one of the most important tasks of resettlement plan implementation.

118. This Resettlement Plan has provision for interim support to alternative income generating scheme or enhancement of existing livelihood resources so that affected households can either continue their previous occupation or can start new venture or undertake an alternative occupation. The basic objective of income and livelihood restoration and rehabilitation measures is to restore the economic status of the affected households at least to the pre project levels or better.

A. Livelihood Impact and Risks

119. The project will cause a direct impact on the livelihood of those losing land. All the affected households will lose a part of their livelihood base. Among the 1178 affected households 384 are vulnerable households, who will be impacted due to livelihood loss. Besides, there are 173 households who will lose agriculture based livelihood totally. These households will be assisted through the LIRP. The details of the vulnerable households are given in Table 9.1. Discussions have been held with the affected persons to identify their preferred options. The proposed activities were designed based on the followings:

- a. Need assessment of vulnerable households
- b. Design Income Generating Activities(IGA) training through:
 - Consultation meetings;
 - Focus Group discussion;
 - Personal contact and through community meetings;
 - Exploring marketing facilities available for proposed businesses;
 - Considering existing skill levels and experience in the proposed IGA;
 - Preference in getting employment in project activities.

Table 9.1: Vulnerable Category

Total Vulnerable Households	Women headed Households	Elderly Headed Households (Age ≥ 65)	Disabled Headed Households	BPL Households
384	60	183	4	137

Source: Census in January 2016.

B. Livelihood and Income Restoration Program (LIRP)

120. The provisions for Livelihood and Income Restoration Program focused on improvement or at least restoration of livelihood and income of all affected households. All affected households who lost their livelihood resources and source of income generation due to project intervention will be supported with cash allowances to supplement the lost income. This will enable them in the transitional period to sustain their previous sources of livelihood or taking alternative source. The livelihood and income restoration measures include:

- Compensation for land at full replacement cost prior to relocation;
- Compensation for structure at full replacement cost prior to relocation;
- Compensation for trees at current market rate before vacating land for construction;
- Compensation for standing crops before relocation;
- Compensation for fish stock before relocation;
- Special allowances for supporting lost income and work days during the transitional period;
- Special assistance, appropriate to vulnerable groups such as women and very poor households.
- Affected Households who belong to the vulnerable categories and those who lose agriculture based livelihood totally will be provided with one-time special allowance of BDT 20,000. (In addition to applicable compensation and other allowances).

Intervention for Livelihood Restoration and Development

121. There is a two-fold approach for livelihood restoration and development, derived from the assessments and impact analysis that have been conducted based on household and community surveys and in consultation with the beneficiaries and communities. The first strategy will be short-term and in line with the mandate for LIRP to mitigate any adverse impacts of the Project that will be limited and temporary for this project. The second strategy focuses on increasing income and livelihoods)mid- and long-term(in a sustainable manner through wage and self-employment

integrated with human resource development, and exploring local, regional and national resources and linkages.

122. Temporary or short-term employment for non-skilled labor in construction or construction-related support activities)surveying, work in office setting, etc.(at the resettlement or project construction sites will be available. Local people whose livelihood is impacted by the project will get preference in jobs associated with the project construction. Semi and un-skilled jobs will be offered to the affected households with identity numbers on a preferential basis. Special attention will be paid to vulnerable and those with full loss of land in the form of additional assistance)see Entitlement Matrix(during the implementation of the resettlement program, as they are at particular risk of becoming disadvantaged as a consequence of the resettlement. The Project will provide opportunity for vulnerable and those with full loss of agriculture base land to improve their socio-economic status.

Livelihood Restoration Options

Preferred Occupation by Gender under Livelihood and Income Restoration Program

123. In response to the question on option of expected livelihood support for different occupations the vulnerable and those households who lose their full agriculture based livelihoods, mentioned that they are interested in receiving skill training on livestock rearing and Poultry rearing. Livestock rearing is the choice of the majority; due to the fact that is more profitable with less risk and all family members could be involved in the activities. The second highest choice is poultry. All the 557 households expressed interest in receiving some additional skill training. The preferred occupation by gender is given in Table 9.2.

124. There are 557 households identified for Income generation training. Of these, 384 are vulnerable households and the remaining 173 households will lose their total agriculture land preferred to receive training according to their choice.

Table 9.2: Preferred Occupation (Gender-disaggregated)

Occupation	Male			Female			Total		
	AHHs	Other Family Member	Sub Total	AHHs	Other Family Member	Sub Total	AHHs	Other Family Member	Sub Total
Fish Culture	1	1	2	0	0	0	1	1	2
Livestock Rearing	73	57	130	15	7	22	88	64	152
Poultry Rearing	57	48	105	17	10	27	74	58	132
Small Business	20	14	34	0	0	0	20	14	34
Handicrafts	33	30	63	3	15	18	36	45	81
Agriculture	57	0	57	0	0	0	57	0	57
Tailoring	10	5	15	27	21	48	37	26	63
Computer Operating	0	25	25	0	11	11	0	36	36
Total	251	180	431	62	64	126	313	244	557

Source: Census January 2016.

Current Skill Levels Considered for Livelihood and Income Restoration Program

125. The survey results of the current skill level status are not based on modern technology in respect to: cow rearing and poultry rearing. All the 557 households expressed that they need skill development training on preferred occupations. Skill assessments of surveyed households are given in the Table 9.3.

Table 9.3: Current Skill Level

Occupation	No. of AHs	Current Skill Level of AHs		
		Very Good	Good	Average
Fish Culture	2	1	1	0
Livestock Rearing	152	47	55	50
Poultry Rearing	132	45	46	41
Small Businesses	34	9	13	12
Handicrafts	81	25	30	26
Agriculture	57	0	51	6
Tailoring	63	15	30	18
Computer Operation	36	0	23	13
Total	557	142	249	166

Source: Census January 2016

Assessment of Livelihood Capital

126. During the FGDs, participants helped in identifying their livelihood capital assets in following five areas:

Human Capital:

- Most of the people are aware about their health. Overall water and sanitation system is good. People are drinking safe water from either tube well or from the pipeline and are using sanitary latrines. The Upazila Health Complex is very close to the community and they avail the services as and when required.
- Knowledge and skills about alternative or secondary livelihoods is underdeveloped.
- The young people have capacity to work and seem energetic and willing to take risks. Some of the healthy middle aged persons also willing to take part in livelihood activities for their survival.

Natural Capital: There is a river close to Section -2 and a few canals.

Social Capital: The affected persons have unity, trust and good relationship with each other. They have formal and informal groups and participate in decision making.

Physical Capital: The area has good communication facilities such as road, electricity, water supply, gas, internet connections, growth centers, etc. Most of the roads are *pucca*. Vehicles are available.

Financial Capital: A number of financial institutions like BRAC, ASA, Bangladesh *Krishi* Bank for micro-credit support is available in the area. The survey revealed that substantial numbers of affected households are involved with micro-credit and savings program with NGOs.

Training Plan

127. Based on the survey result, identified vulnerable households want to be engaged in livestock and poultry rearing for income generation. The vulnerable households and those losing their full agriculture base land require training and guidance on application of modern technology to regain or improve their livelihood. The provision of training on the different LIRP activities has been placed as a key priority by the INGO as given in Table 9.4.

Table 9.4: Suggested Training for Vulnerable Affected Households

Training	Duration of the Course	Target (Nos. of Affected Households)	Major Training Contents	Proposed Training Schedule
Livestock Rearing	5 days	217	Efficient livestock rearing methods, including any technological developments that can be incorporated into current cow rearing activities. Practical training and breed selection, feed, housing, disease control etc. for livestock. Training on income and expenditure.	June-July 2019
Poultry Rearing	5 days	198	Efficient poultry rearing methods, including any technological developments that can be incorporated into current chicken, duck rearing activities. Training on rearing different types of poultry. Practical training and breed selection, feed, housing, disease control, etc. for chicken, duck.	June-July 2019
Handicraft, Tailoring and others	5 days	142	Training on designing of toys, crafts, tailoring etc and establishing market linkages.	June-July 2019

Gender Consideration

128. Due attention will be paid to women headed households and female income earners in the project area, of the total 384 vulnerables 60 were identified as female headed vulnerable households through census. The identified women headed affected households will get compensation and Livelihood and Income Restoration Program benefits as outlined.

Livelihood and Income Restoration Program (LIRP) Implementation Plan

129. This section identifies the roles and responsibilities of the key actors who will facilitate the implementation of the detailed LIRP. The timetable for proposed activities, budgetary requirements, monitoring and reporting requirements are outlined in Table 9.5.

Table 9.5: Schedule for Proposed Activities under LIRP

Sector	Activities	Scheduling	Comments
Agriculture Activities	Provision of training as per type of agricultural activity	August-September 2019	<ul style="list-style-type: none"> To assist and provide livelihood budget
Assistance to re-establish business /enterprises	Assistance to affected persons to re-establish their previous or new business	August-September 2019	<ul style="list-style-type: none"> To assist and provide livelihood budget.
Employment in construction site and construction-supported sector	Assistance to create employment opportunity for semi and un-skilled labor in construction site and construction-supported sector (example: surveying, work in office setting)	August-September 2019	<ul style="list-style-type: none"> To assist and support to engage them in construction work.

Budget for Training and LIRP Program

130. Training budget for livelihood restoration for affected persons has been provided separately in the INGO budget. The trainees will get BDT 20,000 as one time grant for IGA, provided they receive the training.

VIII. RESETTLEMENT BUDGET AND FINANCING PLAN

131. The costs for land acquisition and resettlement for the project has been estimated at the current market value for the year 2017 with necessary supplements for replacement value, dislocation allowances with assessed replacement value for the same year, and additional assistance for income and vulnerabilities as per the Resettlement Policy Framework. This budget is an estimate of financial outlays for meeting different expenditure categories assessed by the INGO through market survey during February 2017 for land, residential and commercial structures, trees and other assets. The assessed Current Market Value has been approved by the PVAC. These costs will be updated and adjusted based on recommendations of the PVAC prior to RP implementation.

A. Budget and Financial Plan

132. Necessary fund needed for meeting compensations payment and other benefits will be provided by DWASA based on the financing plan agreed by the Government of Bangladesh and ADB. Funds for IGA training to the vulnerable households has been provided under LIRP to the INGO.

133. The total estimated budget for implementation of this RP is **BDT 146,66,97,326 (One Hundred Forty-Six Crore Sixty Six Lac Ninety Seven Thousand Three Hundred Twenty Six)** only which is equivalent to USD 17,460,682 estimated budget for this RP is given in **Table 10.1**.

Table 10.1: Detailed Budget

Section -2: Estimated budget for Various Categories of Losses									
Sl. No.	Category of Loss	Total Quantity		Quantity in Decimal	DC Rate per Decimal/ Sft/Rft/Nos. (Including 50% Premium)	PVAC Rate in BDT Per Decimal/sft /Nos./ Rft)	To be Paid By DC (In Total)	To be Paid by DWASA through INGO	Estimated Budget in BDT
0	1	2		3	4	5	6=(4X3)	7=(8-6)	8 =(3X5)
A	Compensation at Current Market Value for Land (in Acre)								
A.1	Compensation for Land (in Acre) Private Land								
	Agriculture (Nall)	89.9476	Acre	8994.764	73588.67	79719.04	661912720	55141231	717053951
	Doba	1.6469	Acre	164.686	19704.60	26501.36	3245072	1119331	4364403
	Vita/Homestead	9.1637	Acre	916.365	162742.32	175382.80	149131366	11583293	160714660
	High Agriculture (Chala)	2.5940	Acre	259.400	101324.23	111939.07	26283505	2753489	29036995
	Pond	2.2854	Acre	228.535	56581.74	59057.44	12930908	565784	13496692
	Pokur Par	0.3350	Acre	33.500	51334.86	51522.65	1719718	6291	1726009
	Sandy Land (River Bank)	0.1100	Acre	11.000	102615.00	102615.00	1128765	0	1128765
	Sub- Total Compensation for Land A.1	106.0825		10608.25			856,352,054	71,169,421	927,521,474
A.2	Compensation for land (in Acre) GoB Land								
	Agriculture (Nall)	0.7225	Acre	72.25	47042	47042	3,398,785	-	3,398,785
	Pokur Par	0.0350	Acre	3.50	93929	93929	328,752	-	328,752
	Sandy Land (River Bank)	2.9025	Acre	290.25	17483	17483	5,074,441	-	5,074,441
	Road	0.4100		41.00	108299	108299	4,440,259	-	4,440,259
	Sub- Total Compensation for Land A.2	4.0700		407.00			13242236	0	13242236
	Total Compensation for Land (A.1 to A.2)	110.1525		11015.25			869,594,289	71,169,421	940,763,710

Section -2: Estimated budget for Various Categories of Losses

Sl. No.	Category of Loss	Total Quantity		Quantity in Decimal	DC Rate per Decimal/ Sft/Rft/Nos. (Including 50% Premium)	PVAC Rate in BDT Per Decimal/sft /Nos./ Rft)	To be Paid By DC (In Total)	To be Paid by DWASA through INGO	Estimated Budget in BDT
0	1	2		3	4	5	6=(4X3)	7=(8-6)	8 =(3X5)
B	Other Resettlement Benefits for Land								
1	Dislocation Allowance Stamp Duty and Registration Cost 10% Land Owners to Facilitate them in Purchasing Alternative Lands.	927,521,474	Amount	10%				92,752,147	92,752,147
2	Payment for Crops	92.54164	Acre	9254.164		650		6,015,207	6,015,207
	Total of Other Resettlement Benefits for Land							98,767,354	98,767,354
C	RV of Fish Stock								
2	RV of Fish Stock	2.2854	Acre	228.54		2300		525,631	525,631
	Total Compensation for Fish Stock						-	525,631	525,631
D	Compensation for Structure								
D.1	Primary Structure								
	<i>Pucca</i>	9119	sft		2500	2500	22,797,500	-	22,797,500
	<i>Semi Pucca</i>	23735	sft		1839	1839	43,648,665	-	43,648,665
	Tin Made (Four Pan-Tin Roof)	15016	sft		1,211.76	1,211.76	18,195,713	-	18,195,713
	Tin Made (Two Pan-Tin Roof)	25500	sft		1,077.93	1,077.93	27,487,317	-	27,487,317
	Tin Made (One Pan-Tin Roof)	11575	sft		999.856	999.856	11,573,333	-	11,573,333

Section -2: Estimated budget for Various Categories of Losses									
Sl. No.	Category of Loss	Total Quantity		Quantity in Decimal	DC Rate per Decimal/ Sft/Rft/Nos. (Including 50% Premium)	PVAC Rate in BDT Per Decimal/sft /Nos./ Rft)	To be Paid By DC (In Total)	To be Paid by DWASA through INGO	Estimated Budget in BDT
0	1	2		3	4	5	6=(4X3)	7=(8-6)	8 =(3X5)
	<i>Kutchra</i>	1876	sft		510.4	510.4	957,510	-	957,510
	Thatched	108	sft		510.4	510.4	55,123	-	55,123
	Sub-Total D.1	86929					124715162	0	124715162
D.2	Secondary Structure								
	Tube – Well (Nos.)	64	Nos.		20000	20000	1,280,000	-	1,280,000
	<i>Pucca</i> Latrine (Nos.)	44	Nos.		70000	70000	3,080,000	-	3,080,000
	Slab Latrine (Nos.)	1	Nos.		30000	30000	30,000	-	30,000
	<i>Katcha</i> Latrine (Nos.)	3	Nos.		4000	4000	12,000	-	12,000
	Boundary Wall <i>Pucca</i> (5") (rft)	157.95	rft		11000	11000	1,737,450	-	1,737,450
	Boundary Wall <i>Pucca</i> (10") (rft)	344	rft		11600	11600	3,990,400	-	3,990,400
	Tin Made Boundary Wall (rft)	316.1	rft		5000	5000	1,580,500	-	1,580,500
	Deep Tube-well (Nos.)	2	Nos.		20000	20000	40,000	-	40,000
	Geyser Machine (Nos.)	3	Nos.		160000	160000	480,000	-	480,000
	Handicraft Machine (Nos.)	4	Nos.		20000	20000	80,000	-	80,000
	Motor / Water Pump(Nos.)	25	Nos.		20000	20000	500,000	-	500,000
	Safety Tang / <i>Rong</i> House/Water House (cft)	4426.89	cft		416	416	1,841,586	-	1,841,586
	Water Tank (Nos.)	8	Nos.		10000	10000	80,000	-	80,000
	Pillar (Nos.)	16	Nos.		1000	1000	16,000	-	16,000
	Stairs	1210.07	rft		930	930	1,125,365	-	1,125,365
	Dry Machine (Nos.)	1	Nos.		160000	160000	160,000	-	160,000

Section -2: Estimated budget for Various Categories of Losses									
Sl. No.	Category of Loss	Total Quantity		Quantity in Decimal	DC Rate per Decimal/ Sft/Rft/Nos. (Including 50% Premium)	PVAC Rate in BDT Per Decimal/sft /Nos./ Rft)	To be Paid By DC (In Total)	To be Paid by DWASA through INGO	Estimated Budget in BDT
0	1	2		3	4	5	6=(4X3)	7=(8-6)	8 =(3X5)
	Tenant will get the Shifting Allowance of Inside Materials @BDT 15/sft	1869	sft			15		28,035	28,035
E.5	Loss of Utilities							0	
	Amount Equivalent to Tk. 6000 per Household.	116	Nos.			6000		696000	696,000
	Total of Other Resettlement Benefits for Structure (E.1 to E.5)						-	8,479,993	8,479,993
F	Compensation for Trees								
F.1	Fruit Bearing								
1	Big	229	Nos.		6500	6500	1,488,500	-	1,488,500
2	Medium	383	Nos.		4500	4500	1,723,500	-	1,723,500
3	Small	1338	Nos.		2000	2000	2,676,000	-	2,676,000
4	Plant	1281	Nos.		250	250	320,250	-	320,250
	Sub-Total F.1	3231					6,208,250	-	6,208,250
F.2	Timber Type								
1	Big	122	Nos.		8000	8000	976,000	-	976,000
2	Medium	184	Nos.		6000	6000	1,104,000	-	1,104,000
3	Small	679	Nos.		1500	1500	1,018,500	-	1,018,500
4	Plant	334	Nos.		300	300	100,200	-	100,200
	Sub-Total F.2	1319					3,198,700	-	3,198,700
F.3	Medicinal Plant								
1	Big	5	Nos.		5000	5000	25,000	-	25,000
2	Medium	20	Nos.		3000	3000	60,000	-	60,000

Section -2: Estimated budget for Various Categories of Losses									
Sl. No.	Category of Loss	Total Quantity		Quantity in Decimal	DC Rate per Decimal/ Sft/Rft/Nos. (Including 50% Premium)	PVAC Rate in BDT Per Decimal/sft /Nos./ Rft)	To be Paid By DC (In Total)	To be Paid by DWASA through INGO	Estimated Budget in BDT
0	1	2		3	4	5	6=(4X3)	7=(8-6)	8 =(3X5)
1	Vulnerable Aps	1941	Nos.			19,500		37,849,500	37,849,500
2	Livelihood and Income Restoration	557	Nos.			20,000		11,140,000	11,140,000
3	Transitional Allowance (Relocate)	113	Nos			72,000		8,136,000	8,136,000
	Total Other Resettlement Benefits						-	57,125,500	57,125,500
K	Provision for Livelihood and Income Restoration								
	Agricultural Land								
1	Full Loss of Agricultural Land without Availability of Alternative Land.	173	Nos.			90,000		15,570,000	15,570,000
2	Partial Loss of Agricultural Land with land Remaining	904	Nos.			70,000		63,280,000	63,280,000
	Total	1077	Nos.			-		78,850,000.00	78,850,000.00
	Sub-Total (A-K)						1,022,840,073	333,767,498	1,356,607,571
L	Administrative Cost on all Land Acquisition, Compensation for Structure, Tree, Crops, and Fish Budget for DC (Compensation for Structure & Tree Budget for DC @ 7.5%	1,022,840,073	Amount		7.50%		76,713,005		76,713,005
	Sub Total (L)						76,713,005	-	76,713,005
	Total (A to L)						1,099,553,078	333,767,498	1,433,320,576
	Contingency @ 10% of the Total (A-L)	333,767,498			10.00%			33,376,750	33,376,750

Section -2: Estimated budget for Various Categories of Losses

Sl. No.	Category of Loss	Total Quantity		Quantity in Decimal	DC Rate per Decimal/ Sft/Rft/Nos. (Including 50% Premium)	PVAC Rate in BDT Per Decimal/sft /Nos./ Rft)	To be Paid By DC (In Total)	To be Paid by DWASA through INGO	Estimated Budget in BDT
0	1	2		3	4	5	6=(4X3)	7=(8-6)	8 =(3X5)
	Grand Total (Total + Contingency)=						1,099,553,078	367,144,248	1,466,697,326 USD=17,460,682

Replacement Value of land

134. Price of land in Bangladesh varies substantially depending on productivity, commercial utility and proximity to urban centers and access to communication. The Deputy Commissioner determines *Mouza*-wise price by land category, and this differs from *Mouza* to *Mouza*. The land losers will be provided with replacement value of land that include titling at current market value assessed by the PVAC. Replacement value of all categories of land has been established through market survey where land transaction took place during the last one year. The market survey was carried out by INGO in project area. About five individual's covering different cross sections of the community were interviewed in each *Mouza* to collect land transaction price during last one year. PVAC has verified data. List of *Mouzas* with CMV has been presented in the PVAC meeting minutes given in Annex 12.

135. Tables 10.2 provides the estimated costs for land based on the types of land and the market survey by the INGO in the project area. The Replacement Value of land is defined as the current market value (CMV) and the cost of land transfer for replacement land purchased with the equivalent amount of CMV. These rates have been approved by the PVAC for project implementation.

Table 10.2: Budget for Replacement of Land

SI. No.	Category of Loss	Quantity in Decimal	PVAC Rate ⁵ in BDT Per Decimal	Estimated Budget in BDT
A	Compensation at Current Market Value for Land			
A.1	Compensation for Land (in Acre) Private Land			
	Agriculture (<i>Nall</i>)	89.9476	79719.04	717,053,951
	<i>Doba</i>	1.6469	26501.36	4,364,403
	Vita/Homestead	9.1637	175382.80	160,714,660
	High Agriculture (<i>Chala</i>)	2.5940	111939.07	29,036,995
	Pond	2.2854	59057.44	13,496,692
	<i>Pokur Par</i>	0.3350	51522.65	1,726,009
	Sandy Land (River Bank)	0.1100	102615.00	1,128,765
	Sub- Total Compensation for Land A.1	10608.25		927,521,474
A.2	Compensation for land (in Acre) GoB Land			
	Agriculture (<i>Nall</i>)	72.25	47042	3,398,785
	<i>Pokur Par</i>	3.50	93929	328,752
	Sandy Land (River Bank)	290.25	17483	5,074,441
	Road	41.00	108299	4,440,259
	Sub- Total Compensation for Land A.2	407.00		13242236
	Total Compensation for Land (A.1 to A.2)	11015.25		940,763,710

⁵*Mouza* wise Land market value has been collected by DC for the preceding 12 months of sold and purchased value of land and current market value of land through land marker survey by the implementing NGO. Subsequently, the rate has been reviewed and recommended by PVAC. Based on the PVAC recommended rate budget computation has been done.

136. Other resettlement benefits for land losers include provision of 10% Stamp Duty and Registration Cost and Crop Allowance of Tk. 650⁶ per Decimal of agricultural land for loss of crops. Table 10.3 provides the details of other resettlement benefits for land losers.

Table 10.3: Other Resettlement Benefits for Land

Sl. No	Category of Loss	Quantity in Decimal	PVAC Rate in BDT Per Decimal	Estimated Budget in BDT
B	Other Resettlement Benefits for Land			
1	Stamp Duty and Registration Cost 10%	927,521,474	10%	92,752,147
2	Crop Allowance of Tk. 650 ⁷ per Decimal for Agricultural Land. ⁸	9254.164	650	6,015,207
Total				98,767,354

137. The project also provides the replacement cost of fish cost. The rate of per decimal as approved by the PVAC is BDT 2300. Table 10.4 provides the details of the replacement value of fish stock.

Table 10.4: Replacement Value of Fish Stock

Sl. No	Category of Loss	Quantity in Decimal	PVAC Rate ⁹ in BDT Per Decimal	Estimated Budget in BDT
C	RV of Fish Stock			
1	RV of Fish Stock	228.54	2300	525,631
Total				525,631

Replacement Value of Structures

138. Compensation for the affected structures, both primary and secondary has been calculated at replacement cost. Market value of structures has been collected from Department of PWD. Subsequently, the rate has been reviewed and recommended by PVAC. Based on the PVAC recommended rate, budget computation has been done. Rates of structures have been assessed through property valuation survey. Rates for recent development projects in the region were also consulted in this respect. Tables 10.5 provides the estimated budget for affected structures.

⁶Crops market value has been collected from Agriculture Marketing Department (DAM). Subsequently, the rate has been reviewed and recommended by PVAC. Based on the PVAC recommended rate budget computation has been done.

⁷Crops market value has been collected from Agriculture Marketing Department (DAM). Subsequently, the rate has been reviewed and recommended by PVAC. Based on the PVAC recommended rate budget computation has been done.

⁸ The details of mouza wise crops value is given in Table No.10.11.

⁹Fish stock market value has been collected from Department of Fisheries (DoF). Subsequently, the rate has been reviewed and recommended by PVAC. Based on the PVAC recommended rate budget computation has been done.

Table 10.5: Replacement Value for Structures

Sl. No.	Category of Structure	Unit	Total Quantity	Rate ¹⁰ per Unit	Estimated Budget in BDT
D	Compensation for Structure				
D.1	Primary Structure				
	<i>Pucca</i>	sft	9119	2500	22,797,500
	<i>Semi Pucca</i>	sft	23735	1839	43,648,665
	Tin Made (Four Pan-Tin Roof)	sft	15016	1,211.76	18,195,713
	Tin Made (Two Pan-Tin Roof)	sft	25500	1,077.93	27,487,317
	Tin Made (One Pan-Tin Roof)	sft	11575	999.856	11,573,333
	<i>Kutchra</i>	sft	1876	510.4	957,510
	Thatched	sft	108	510.4	55,123
	Sub-Total D.1		86929		124715162
D.2	Secondary Structure				
	Tube-well	Nos.	64	20000	1,280,000
	<i>Pucca</i> Latrine	Nos.	44	70000	3,080,000
	Slab Latrine	Nos.	1	30000	30,000
	<i>Katcha</i> Latrine	Nos.	3	4000	12,000
	Boundary Wall <i>Pucca</i> (5")	rft	157.95	11000	1,737,450
	Boundary Wall <i>Pucca</i> (10")	rft	344	11600	3,990,400
	Tin Made Boundary Wall	rft	316.1	5000	1,580,500
	Deep Tube-well	Nos.	2	20000	40,000
	Geysar Machine	Nos.	3	160000	480,000
	Handicraft Machine	Nos.	4	20000	80,000
	Motor / Water Pump	Nos.	25	20000	500,000
	Safety Tank / Water House	cft	4426.89	416	1,841,586
	Water Tank (Nos.)	Nos.	8	10000	80,000
	Pillar (Nos.)	Nos.	16	1000	16,000
	Stairs	rft	1210.07	930	1,125,365
	Dry Machine	Nos.	1	160000	160,000
	Gate	rft	14	1000	14,000
	Textile Machine	Nos.	16	160000	2,560,000
	<i>Pucca</i> Floor	sft	161	370	59,570
	Sub-Total D.2				18,666,871
	Total Compensation for Structure (D.1+ to D.2)				143,382,033

¹⁰Structure market value has been collected from Department of PWD Subsequently, the rate has been reviewed and recommended by PVAC. Based on the PVAC recommended rate budget computation has been done.

139. Budget estimates for Transfer Grant, Reconstruction Grants and Shifting Grants for primary and secondary structures, loss of utilities and loss of rental income and shifting assistance for tenants is given in **Table 10.6**.

Table 10.6: Budget for Transfer Grant, Reconstruction Grants and Shifting Grants

E	Other Resettlement Benefits	Unit	Total Quantity	Rate per Unit	Estimated Budget in BDT
E.1	Primary Structure				
	Transfer Grant @ BDT 15/ sft	sft	86929	15	1,303,935
	Reconstruction Grant @BDT 20/ sft	sft	86929	20	1,738,580
E.2	Primary Structure				
	Transfer Grant @ BDT 12.5% of CMV of Structure	Amount	18666871	12.50%	2,333,359
	Reconstruction Grant @ BDT 12.5% of CMV of Structure	Amount	18666871	12.50%	2,333,359
E.3	Loss of Rental Income				
	Commercial Rental Allowance @ BDT 25/sft	sft	1487	25	37,175
	Residential Rental Allowance @ BDT 20/sft	sft	382	20	9,550
E.4	Loss suffered by Tenants				
	Tenant will get the Shifting Allowance of Inside Materials @BDT 15/sft	sft	1869	15	28,035
E.5	Loss of Utilities				
	Amount Equivalent to Tk. 6000 per Household.	Nos.	116	6000	696,000
Total of Other Resettlement Benefits for Structure (E.1 to E.5)					8,479,993

Budget for Trees

140. A total of 6352 trees were identified in the project area during the census. The owners of trees will be compensated for affected trees at the current market value assessed by INGO and approved by the PVAC. Estimated Current Market Value for trees and income from trees are presented in Table 10.7.

Table 10.7: Budget for Trees

F	Compensation for Trees	Unit	Total Quantity	Rate¹¹ per Unit	Estimated Budget in BDT
F.1	Fruit Bearing				
1	Big	Nos.	229	6500	1,488,500
2	Medium	Nos.	383	4500	1,723,500
3	Small	Nos.	1338	2000	2,676,000
4	Plant	Nos.	1281	250	320,250
	Sub-Total F.1		3231		6,208,250
F.2	Timber Type				
1	Big	Nos.	122	8000	976,000
2	Medium	Nos.	184	6000	1,104,000
3	Small	Nos.	679	1500	1,018,500
4	Plant	Nos.	334	300	100,200
	Sub-Total F.2		1319		3,198,700
F.3	Medicinal Plant				
1	Big	Nos.	5	5000	25,000
2	Medium	Nos.	20	3000	60,000
3	Small	Nos.	43	1000	43,000
4	Plant	Nos.	19	550	10,450
	Sub-Total F.3		87		138,450
F.4	Other Type of Tree				
1	Banana	Nos.	1,104	150	165,600
2	Bamboo	Nos.	611	250	152,750
	Sub-Total F.4		1715		318,350
	Total of Trees (F.1 to F.4)		6,352		9,863,750

141. The project provides additional assistance for new tree plantation at the rate of BDT 300 per tree. The details are provided in Table 10.8.

Table 10.8: Additional Resettlement Benefits for Trees

G	Additional Resettlement Benefits for Trees	Unit	Total Quantity	Rate per Unit	Estimated Budget in BDT
	New Tree Plantation	Nos.	6,352	300.00	1,905,600
	Total				1,905,600

Business Restoration Grant

¹¹Trees market value has been collected from department of Forest (DoF). Subsequently, the rate has been reviewed and recommended by PVAC. Based on the PVAC recommended rate budget computation has been done.

142. Those losing business will be provided an amount equivalent to 12 months lost income. Estimated cash grants to affected business is presented in Table 10.9.

Table 10.9: Business Restoration Grants

H	Resettlement Benefits for Business	Unit	Total Quantity	Rate per Unit	Estimated Budget in BDT
1	Equivalent Income of Twelve Months (Average in BDT)	Months	25	438,720	10,968,000

143. According to the Census there are 87 persons who have been identified as wage losers. The wage losers are workers either in the handloom or dyeing factories in the project area. These persons will be provided with transitional allowance for their lost work days. **Table 10.10** provides the details of assistance to be paid to them.

Table 10.10: Estimated Transitional Allowance for Wage Loser

I	Resettlement Benefits for Wage Labors	Unit	Total Quantity	Rate per Unit	Estimated Budget in BDT
1	Grant to Cover Temporary Loss of Regular Wage Income @ TK. 400 x 180 Days	Nos.	83	72,000	5,976,000

Market Value of Crops

144. The Entitlement Matrix provides for compensation for standing crops at market value. The market value of crops has been collected from Agriculture Marketing Department (DAM). An estimate has been prepared based on quantity and market value of DAM for crops for 2016. The average rate of crops calculated according to the Government rates is BDT 511, however PVAC agreed to the rate approved for Rupgonj Upazila of BDT 650 which will be considered herealso. Based on the PVAC recommended rate budget computation has been done. Table 10.11 provides the estimated budget of the loss of standing crops.

Table 10.11: Estimated Cost for Crops

Sl. No.	Mouza	Amount of Land (Dec.)	Rate	Estimated Cost
1	Aguandhi	465.99	650	302,894
2	Atabdi	380.34	650	247,221
3	Atadi	559.12	650	363,428
4	Atadikhas	48.00	650	31,200
5	Baliapara	726.30	650	472,095
6	Bazinabond	258.25	650	167,863
7	Verarkur	260.25	650	169,163
8	Bijoy Nagar	496.75	650	322,888
9	Choitankanda	667.25	650	433,713

Sl. No.	Mouza	Amount of Land (Dec.)	Rate	Estimated Cost
10	Eidobardi	1146.05	650	744,935
11	HaziSahadi	458.75	650	298,187
12	Kadirdia	167.25	650	108,713
13	Kahindi	378.00	650	245,700
14	Kamaldi	566.80	650	368,420
15	Kazirdia	42.50	650	27,625
16	Kumarabag	288.75	650	187688
17	Langurdi	525.46	650	341,549
18	Laxmipur	203.50	650	132,274
19	Parashilmandi	314.55	650	204,458
20	Provakordi	26.75	650	17,388
21	Ranidi	855.55	650	556,108
22	Sripoti	30.75	650	19,987
23	SripotirChak	77.75	650	50,538
24	Tilchandi	309.50	650	201,175
Total		9254.164		6,015,207

Assistances for vulnerable HHs

145. According to the Entitlement Matrix a subsistence allowance of BDT 1625 per family/HH member per month for one year will be provided. The details of the calculation is given in Annex-12. Table 10.12 presents estimated budget of resettlement benefits for vulnerable HHs.

Table 10.12: Compensation for Vulnerable Households

Sl. No.	Category of Loss	Unit /Quantity in Nos.	Rate in BDT Per Nos.	Estimated Budget in BDT
J	Assistances/Grants for vulnerable HHs			
1	Subsistence Allowance of minimum of 12 months of official minimum wage or Tk. 1625 per family member	1941	19,500	37,849,500
2	Livelihood and Income Restoration training grant	557	20,000	1,11,40,000
3	Transitional Allowance	113	72,000	8,13,6000
Total				57,125,500

Livelihood and Income Restoration for those losing land

146. Livelihood restoration and enhancement is a very critical task in RP implementation. Specific program design to improve, or at least restore livelihood means is one of the main objectives of the RP. In this section there are 173 households who will lose their total agricultural land and will be provided with additional support/grant of BDT 90,000 per household; and those with partial loss of land will be given BDT 70,000 per household. This RP proposes a livelihood program budget to enhance their skill as well as for livelihood assistance. The indicative estimates are given in **Table 10.13**

Table 10.13: Provision for Livelihood and Investment Grant for Agricultural Land.

Sl. No.	Category of Loss	Unit /Quantity in Nos.	Rate in BDT Per Nos.	Estimated Budget in BDT
K	Agricultural			
1	Full Loss of Agricultural Land	173	90,000	15,570,000
2	Partial Loss of Agricultural Land	904	70,000	63,280,000
Total Grant				78,850,000

Provision for Administrative Cost

147. The estimated administrative cost has been calculated at the rate of 7.5% on cost of land acquisition, structures, trees, crops and fish stocks which will be paid by Deputy Commissioner's office. The budget information is given in Table 10.14

Table 10.14: Provision for Administrative Cost on all Land Acquisition

Sl. No.	Category of Loss	Unit /Quantity in Amount	Rate in percent (%)	Estimated Budget in BDT
L	Administrative Cost on all Land Acquisition, Compensation for Structures, Tree, Crops, and Fish.	1,022,840,073	7.50%	76,713,005
Total Grant				76,713,005

Provision for Contingency

148. The contingency budget at is calculated at the rate of 10% on total cost has been provisioned for unforeseen impacts. period.The contingency budget is given in Table 10.15

Table 10.15: Provision for Contingency

Sl. No.	Category of Loss	Unit /Quantity in Amount	Rate in Percent (%)	Estimated Budget in BDT
	Contingency @ 10% of the Total (A-L)	333,767,498	10%	33,376,750
Total Grant				33,376,750

B. Approval of the Resettlement Budget

149. The INGO will assist the Resettlement Unit (RU) of PIU, DWASA to prepare final compensation payment budget covering all eligible loss and entitlements confirmed through determination of the market value by PVAC. Payment of compensation and resettlement benefits will be given subject to approval of concerned Authority.

C. Management of Resettlement Fund

150. For payments of grants / resettlement assistance, DWASA will follow the procedures as provided by the Project Directors office. The Project Director will approve the administrative guideline/payment modality. Both DWASA and INGO will follow the administrative guideline after its approval from the Project Director.

151. The PMU, with the requisition of payments under the annual assessment from the CRO will place fund with the INGO account in installment as per the requisition made by the INGO. The administrative guidelines will contain details of the management aspects and monitoring mechanism. The SDE, DWASA (authorized by PD) and authorized representative from INGO will sign the payment vouchers. The INGO will prepare all necessary documents and arrange payment of due compensations and benefits. The payment debit voucher will be in quadruplicate, of which one will be original with revenue stamp, and remaining 3 will be photocopies of the original one. The original one will be submitted to the PIU on a monthly basis by the INGO. The second copy will be retained by the INGO head office, and remaining two will be kept with the INGO field office and CRO/ PDsoffice respectively.

IX. INSTITUTIONAL ARRANGEMENTS AND RESPONSIBILITIES

152. DWASA under the MLGRDC is representing the Government of Bangladesh as the Executing Agency of the DESWSP. DWASA is responsible for undertaking all studies, design and construction of this project. In addition to the construction of the project, DWASA has engaged Development Organization of the Rural Poor (DORP) for the implementation of the RP as well as monitoring the RP implementation internally.

A. Institutional Arrangement**Project Director's Office**

DWASA has established a Project Management Unit (PMU), headed by a Project Director (PD) who is responsible for the overall execution of the Project. The PD is also the Chief Resettlement Officer (CRO) assisted and supported by Deputy Project Director-(DPD).

153. The PD has appointed an experienced INGO, Development Organization of the Rural Poor (DORP) for the implementation of RP as well as internal monitoring the RP and development of a Livelihood and Income Restoration Program (LIRP) for the affected households.

154. The Executing Agency (DWASA) will implement the RP through setting a Safeguard Implementation Unit (SIU), headed by the Deputy Project Director (DPD)-1 with the status of Executive Engineer under the PMU. The SIU under the Project Director will accomplish day-to-day activities pertaining to the Resettlement/Compensation issue and LIRP with the active support of the NGO. The concerned Safeguard Officer (SO) with the status of Assistant Engineer at the SIU, in case of need will work as the Convener of the Property Valuation Advisory Committee (PVAC). The DPD will act as the Convener of the Grievance Redress Committee (GRC) and the Resettlement Advisory Committee (RAC). DWASA engaged an independent External Monitoring Agency (EMA) to carry out monitoring and evaluation of the project. This agency will work in close coordination with the office of the CRO/PD, PMU, SIU and INGO.

The PD/CRO will be Responsible for:

Overall resettlement and rehabilitation work;

- Call and chair regular coordination meeting between PMU, SIU, INGO , PMDC;
- Coordinate the implementation of Resettlement & Rehabilitation activities with Head Office and Field Office;
- Appoint INGO for implementation of RP and M&E consultant for monitoring and evaluation;
- Ensure conducting resettlement training program for Executing Authority staff for capacity building as well as field level INGO and partner agencies capacities;
- Monitor monthly progress of RP implementation;
- Guide staff of DWASA, INGO and M&E agency on policy related issues during implementation; and
- Ensure timely release of fund for Resettlement & Rehabilitation activities.

Safeguard Implementation Unit

155. The SIU, with assistance from resettlement INGO, will coordinate and manage compensation claim and other relevant matters of the affected households, disburse due compensation and other relevant benefits, and ensure unhindered access by the affected households to the program. The SIU will carry out the following specific tasks relating to RP finalization and its implementation:

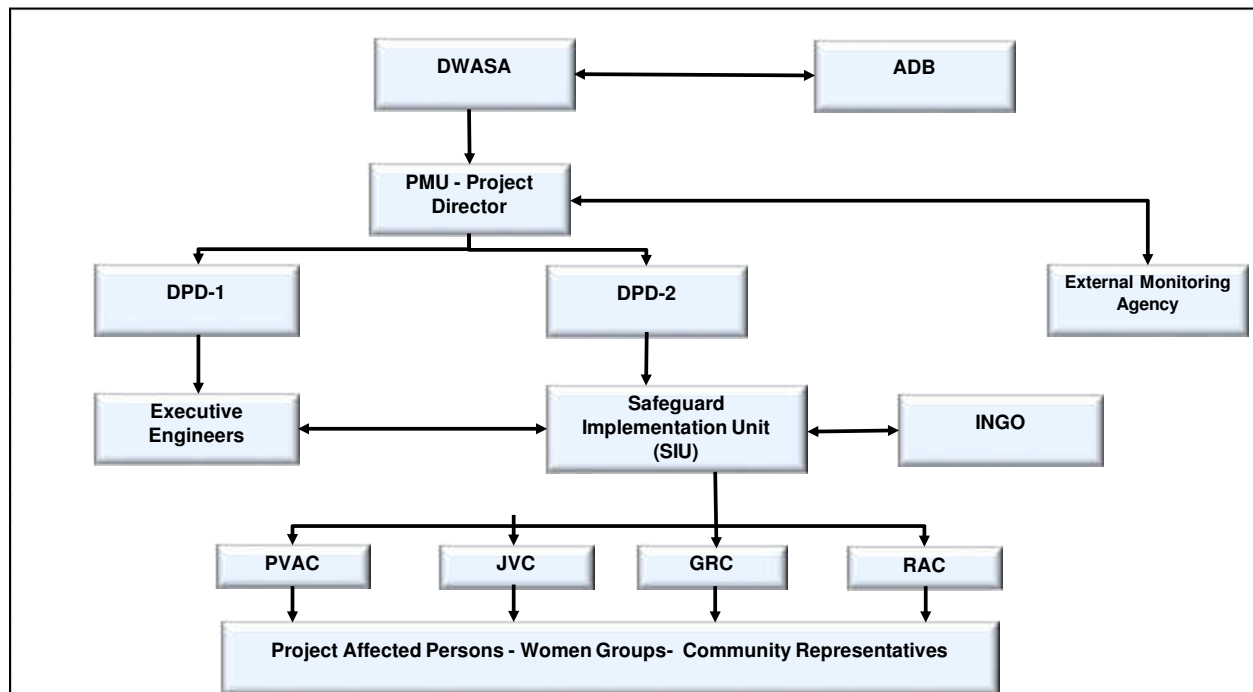
- Coordinate necessary arrangement to support RP finalization and implementation activities, i.e. appointing GRC and PVAC members etc.
- Submit updated RP to ADB prepared by the INGO for review, endorsement, and disclosure before RP implementation.
- Ensure meaningful consultations and stakeholder participations during RP updating and its implementation.
- Perform the overall responsibility of planning, management, monitoring, and implementation of the program.
- Ensure availability of necessary budget for complying with all necessary activities.

- Synchronize compensation payment activity and handover encumbrance-free land to the contractor with WTP construction schedule.
- Develop RP implementation tools and forms, including necessary Committees; and
- Monitor the effectiveness of entitlement packages and payment modality.

156. The SIU will ensure the availability of necessary fund and timely compensation payment to the AHs after necessary scrutiny. The SIU will also be responsible for the implementation and monitoring of the livelihood restoration program, which will be implemented by the NGO. The DPD (SIU) in charge of the compensation package management will report to the Project Director. He/she will work in close coordination with the concerned field-based office and the INGO on the day-to-day activities of the RP implementation as well as prepare Monthly and Semi-annual Safeguard Monitoring Reports.

157. The SIU and INGO will execute valuation of the affected assets by the PVAC, monitor the progress of the RP implementation work and prepare regular Safeguard Monitoring Reports. The SIU will ensure coordination between the concerned Stakeholders with INGO, GRC, JVC, RAC, PVAC, and with the AHs. The objective of formation of PVAC is for quantification and valuation of affected assets while the GRC will be formed for resolution of disputes. The composition and formation of Committees, mechanisms for quantification and valuation of assets, and grievance resolution will be promulgated in due course of time and in due process. The Institutional setup for the project is in given in Figure 11.1:

Figure 11.1: RP Institutional Arrangements



158. Responsibilities for RP preparation and implementation for the different tasks are given in Table 11.1.

Table 11.1: Institutional Responsibilities

Tasks	Responsibility
A. Finalization of RP	
Recruitment of RP Implementation NGO	PMU
Training and Capacity Building on Involuntary Resettlement	PMU-INGO
Design and printing / distribution of RP Information Materials	SIU-INGO
Disclosure and Public Consultations	SIU-INGO
Selection of Members and Establishment of Resettlement Advisory Committee	SIU-INGO
Design and Carry out Joint Verification Survey	SIU-INGO
Market Survey on Prices of Affected Structures	INGO-PVAC-PMU
Establishment of Unit Prices	PVAC-PMU
Processing the Census Survey Data of AHs	INGO
Assessing AHs and Vulnerable AHs to be Relocated	INGO-SIU
Determination of Entitlements and Consultations with Individual AHs	SIU, INGO, PMU
Disclosure of RP	PMU, SIU, INGO
Updating of RP	INGO
Review and Concurrence of Final RP	ADB
Approval of RP	DWASA
B. RP Implementation	
Preparation and Issuance of ID cards to AH	INGO
Mobilization of GRC	PMU, SIU, INGO
Appointment of External Monitoring Agency (EMA)	DWASA/PMU
Establishment of Internal monitoring Unit/Team	DWASA
Budget Approval for Compensation and other Benefits	PMU
Release of Funds for Payment of Compensation/Resettlement Benefits	DWASA/PMU
Payment of Compensation and other Benefits	SIU/INGO
Filing and Resolution of Complaints of AHs	SIU/GRCs/INGO
Confirmation of "No Objection" for the award of Civil Works Contract	ADB
Relocation and Livelihood Restoration Assistance	INGO/SIU/LIRP
C. Monitoring, Evaluation and Reporting	
Internal Monitoring and Evaluation	PMU/SIU/INGO
External Monitoring and Evaluation	PMU/ EMA

D. Organizational Set Up

159. The institutional arrangement for the effective implementation of the RP, will include the following Committees/organization.

Resettlement Plan Implementing NGO

160. The DWASA has engaged an experienced resettlement INGO for implementation of the RP. The INGO has been provided with clearly defined tasks of the RP implementation. The Terms of Reference for the INGO is given in Annex 13. The work of the INGO includes updating RP, consultation/public information campaign for rapport building, issuance of ID cards, payment of eligible benefits to affected households/individuals, institutional development, skills training/management training, community awareness and empowerment, etc.

161. The INGO will initially create an ID number for each affected household (AH) as identified during the census and IOL, and prepare an ID card for each AH with a photograph. Photographs of the AHs will be attested by the concerned UP Chairman/Ward Councilor, and subsequently to be pasted on ID Card. The ID Card will contained the holder's name, father's/husband's name, mother's name, age, education, identifiable marks, detailed address, details of quantity of losses, etc. The ID card will issued by the DWASA with the joint signature of DWASA and INGO representatives and distributed among the AHs by the INGO.

162. The INGO will assist the AHs in preparing documents and opening bank accounts in their name to receive compensation vouchers from the DWASA. They will form a focus group with the affected people based on homogeneity and/or proximity and hold meetings on a regular basis to let them know about their right and entitlements, as prescribed in the RP.

163. The Executing Agency has formed a Resettlement Advisory Committee (RAC) to involve the local communities and AHs in the implementation process. The INGO will prepare AH files based on quantity of losses, and entitlement cards (EC). The INGO will submit Monthly Progress Reports to the PMU-SIU, mentioning the progress of activities. Upon fulfillment of criteria, i.e. submission of necessary documents to make a payment to the AHs, the INGO will prepare necessary papers/documents for payment, and DWASA will disburse the compensation vouchers/cheques to the AHs at a public place or the Union Parishad (UP) office in the presence of the UP Chairman, issuing prior notice to the concerned AHs.

Resettlement Management Committees

164. To arrive at a fair compensation sufficient to cover replacement value of the lost properties and assets, formation of a Joint Verification Committee (JVC) and a Property Valuation Advisory Committee (PVAC) has been proposed for each district. For grievance redress a Grievance Redress Committee (GRC) for each area is proposed. A Resettlement Advisory Committee (RAC) has been formed to facilitate DWASA for timely relocation of affected persons from the project area and assist in the delivery of project resettlement benefits to the affected persons.

165. The revised gazette notification by MLGRDC for the formation of the 4 mentioned committees along with their ToR was given on 27 November 2017. The Revised Gazette Notification is given in Annex 14. The constitution and the key role of each of the committees are as follows:

Joint Verification Committee (JVC)

166. Members of JVC include:

- | | |
|---|------------|
| a. Executive Engineer, DESWSP, DWASA | : Convener |
| b. Safeguard Officer (Social Gender) DESWSP, DWASA. | : Member |

- c. Representative of the Deputy Commissioner (Land Acquisition Officer) : Member
- d. Representative of the Public Works Department (PWD) : Member
- e. Area Manager, INGO : Member Secretary
- f. Representative from MDSC : Member

167. JVC will be responsible for the following tasks:

1. Verify and assess physical assets, including structure, trees, crops, businesses, etc. to be affected on the project RoW.
2. Make an Estimate on CCL (Cash Compensation under Law) of all assets to be affected as well as assets that are not falling under CCL and submit to Deputy Commissioner's office and PMU.
3. Communicate and assist INGO for process the entitlements of the project-affected persons using JVC data as one of the determinants for valuation.

Property Valuation Advisory Committee (PVAC)

Members of the PVAC include:

- a. Deputy Project Director/Executive Engineer, DESWSP, DWASA : Convener
- b. Safeguard Officer (Social/Gender) DESWSP, DWASA. : Member
- c. Representative of PWD : Member
- d. Representative of Forest Department : Member
- e. Representative of Agriculture Department : Member
- g. Representative of Community Leader/Local Elite : Member
- h. Area Manager, INGO : Member Secretary
- i. Representative from MDSC : Member

168. The PVAC is responsible for:

- a. The PVAC will review the assessment made by the INGO based on the market value of the properties to be affected by the project as replacement cost after verification by the JVC.
- b. Communicate and assist INGO for process the entitlements of the project-affected persons using PVAC data as one of the determinants for building the estimate of the replacement value.
- c. PVAC may visit the site if necessary, for verifying any information.
- d. The committee will use CCL (Cash Compensation under law), Current Market Value (CMV) assessed by the Deputy Commissioner's Office, PWD and INGO data in proposing Replacement Value of land, structures, common property resourced and other losses prior to recommending to PMU.
- e. For recommending to PMU the committee will take decision at two-third majority basis.

Grievance Redress Committee (GRC)

169. The GRC members include:

- a. Deputy Project Director/Executive Engineer DESWSP, DWASA : Convener
- b. Representative of UP Chairman/ Ward councilor : Member
- c. Female UP Member : Member

- d. Representative of Displace person (Male/Female) : Member
- e. Representative from INGO (Team Leader) : Member Secretary
- f. Representative from MDSC : Member

170. The details of the role and responsibilities of the GRC is given in Chapter 5.

Resettlement Advisory Committee (RAC)

171. The RAC members include:

- a. Executive Engineer/Sub-Divisional Engineer, PMU, DESWSP, DWASA. : Convener
- b. Representative of the Deputy Commissioner : Member
- c. Representative of Local Elite/UP Chairman : Member
- d. Representative of affected organization (if any) : Member
- e. Representative of Displace person / Female Displace Person : Member
- f. Area Manager, INGO : Member Secretary
- j. Representative from MDSC : Member

172. The RAC will be responsible for :

- a. The committees will seek local inputs from the affected people and communities in the implementation process and assist DWASA in all matters related to resettlement.
- b. The RACs will ensure local participation in the implementation of the resettlement plan.
- c. Assist INGO to process the entitlements of the project-affected persons using the INGO data, which is verified and validated as one of the determinants

E. Institutional Capacity Development Program

173. DWASA staff have limited experience in dealing with social safeguard issues as required by the Project. It is therefore suggested that the SIU officers are provided with the necessary training to understand the social safeguard requirements of the project based on ADBs SPS 2009. The SIU / PMU officers will be trained through a series of programs.

174. DWASA with the support from the Resettlement Expert from MDSC resettlement specialist will conduct training and capacity building program on RP Design, implementation and monitoring for the PMU/SIU staff on issues concerning: (i) principles and procedures of land acquisition; (ii) public consultation and participation; (iii) entitlements and compensation disbursement mechanisms; (iv) grievance redress; (v) monitoring of resettlement operation; and (vi) disclosure methods. Specific modules will be devised after assessing the capabilities of the target participants and the requirements of the project. Institutional capacity building programs will involve training on social safeguards for the PMU/SIU/INGO/ PVAC/GRC/ RAC/JVC and the Contractors. Table 11.2, gives an indicative outline of the training programs that can be carried out. The Resettlement Expert of MDSC will suggest and facilitate the training programs.

XI. MONITORING AND REPORTING

177. DWASA will establish a Monitoring and Evaluation (M&E) system in the office of the Project Director at the PMU office. Monitoring will be continued until the end of RP implementation

A. Internal Monitoring

178. Internal monitoring will be undertaken by the PMU with assistance from the INGO. Internal monitoring will ensure all resettlement activities are implemented according to the approved RP in accordance with the resettlement framework.

179. The DWASA field office and the INGO will monitor daily operations resettlement and rehabilitation. The INGO will collect appropriate data from the field and provide feedback to the PMU on progress of RP implementation and the day-to-day issues arising out of the process. The INGO will prepare monthly/quarterly reports on the progress of RP implementation.

180. An automated MIS will be designed, developed and operated by the INGO, to monitor Implementation progress. The PMU safeguards officer will prepare quarterly progress reports and submit to the Project Director.

181. Internal monitoring reports will describe the progress of the implementation of resettlement activities and any compliance issues and corrective actions. These reports will closely follow the involuntary resettlement monitoring indicators agreed at the time of resettlement plan approval.

F. External Monitoring

182. An External Monitoring Agency (EMA), an independent agency, with prior experience in resettlement and rehabilitation of development, induced displacement will be engaged to carry out external M&E and reporting of the implementation of the RP. The EMA will be prepare semi-annual, annual monitoring reports and mid-term and final evaluation reports. They will flag and recommend necessary corrective actions to be taken, if any to ensure time bound RP implementation. The scope of external monitoring will cover compliance monitoring and social impact evaluation of RP implementation.

Approach and Methodology

183. The M&E approach will be to identify and select a set of appropriate indicators and gathering information on them. The M&E process will ensure participation of stakeholders, especially the affected persons, women and vulnerable groups. The process will also use different formal and informal surveys for impact analysis. M&E processes will assess the resettlement efficiency, effectiveness, impact and sustainability. They M&E consultants will identify lessons learnt from the project for developing future policies. Monitoring tools would include both quantitative and qualitative methods as follows:

- Sample household survey: a baseline household survey of a representative sample (20% of affected households requiring relocation), disaggregated by sex and vulnerability to obtain information on the key indicators of entitlement delivery, efficiency, effectiveness, impact and sustainability.

- Focus Group Discussions (FGDs): Consult with a range of stakeholder groups (local government, resettlement field staff, NGOs, community leaders and AHs including women and vulnerable groups).
- Key Informant Interviews: Consult individuals like local leaders, persons with special knowledge or experience about resettlement activities and implementation.
- Community Public Meetings: Open public meetings at resettlement sites to elicit information about the performance of various resettlement activities.
- Structured Direct Observations: Field observations on the status of resettlement implementation, plus individual or group interviews for cross checking purposes.
- Informal surveys/interviews: Informal surveys of AHs, host village, workers, resettlement staff, and INGO personnel using non-sampled methods.
- In the case of special issues, In-depth Case Studies of AHs and host populations from various social classes will be undertaken to assess the impact of resettlement

184. Suggested outline of a Social Monitoring Report is given in Annex 15. Indicative monitoring activities in the preparatory and the implementation stages have been identified. Table 13.1 lists out some of the key activities.

Table 13.1: Indicative monitoring activities

Stage	Activities
Preparatory Stage	<ul style="list-style-type: none"> - Conduct additional baseline survey, if required; - Consultations with different stakeholders; - Identify AHs and their numbers; - Identification of different categories of AHs and entitlements of individuals; - Collection of sex disaggregated data and preferences of women; - Establish Inventory of Losses; - Ascertain Entitlements; - Valuation of different assets not covered by PVAC; - Budget delivery; - Information dissemination among the affected Persons; - Institutional capacity assessment;
Rehabilitation Stage	<ul style="list-style-type: none"> - Initiation of livelihood restoration activities; - Provisions for basic civic amenities and essential facilities in the host area; - Consultations; - Assistance to enhance the livelihood and quality of life

G. Monitoring and Evaluation Indicators

185. The RP implementation process will be monitored and evaluated through setting up indicators. Some of the indicators have been identified in Table 13.2.

Table 14.2: Monitoring and Evaluation Indicators

Process Indicators	
Project Input, Public Participation and Monitoring (Monitoring Indicators)	<ul style="list-style-type: none"> - Setting up an RP implementation organization - Deployment of implementing agencies - Training of concerned staff - Census, inventory of losses, baseline socio-economic survey - Expenditure of implementing agencies - Procedure of identification of eligible affected HHs/persons - Procedure of determining loss and entitlements - Development of livelihood and income restoration program - Preparation of disclosure instruments - Disclosure and consultation events - Formation of JVC, GRC, PVAC and RAC - Grievance redresses procedures in place and functioning - Level of public awareness on RP policy and provisions cost of compensation collection by AHs - Monitoring reports submitted
Output Indicators	
Delivery of Entitlements, Relocation and Rehabilitation (Monitoring Indicators)	<ul style="list-style-type: none"> - Number of households self-relocated in and around the areas - Number of households compensated and assisted - Number of businesses relocated in and around the areas - Number of affected persons purchased agricultural land - Amount of compensation disbursed - Amount of other benefits disbursed - Number of eligible persons identified and provided training on IGA - Number of vulnerable households assisted for re-location - Number of vulnerable households brought under livelihood program
Impact Indicators	
Longer Term Impact (Evaluation Indicators)	<ul style="list-style-type: none"> - Changes in housing in another place - Changes in drinking water and sanitation - Changes in land holding - Changes in occupation - Changes in income and expenditure - Pace of income against change in expenditure - Changes in attending health problems - Nutrition of women and children - Gender balance and women empowerment - Changes in vulnerable households and women headed households.

H. Reporting Requirements

186. The Deputy Project Director is responsible for supervision and implementation of the RP. He is responsible for the preparation of monthly progress reports on resettlement activities, which are to be submitted to the PD. INGO is responsible for keeping complete records of the implementation process (records of consultation, notification, and payments). The EMA will submit Quarterly Report to the PD through review, determine whether resettlement goals have

been achieved, more importantly whether livelihoods and living standard have been restored/enhanced and suggest suitable recommendations for improvement. Monitoring reports will be submitted at regular interval as specified. Corrective Action plan will be taken as necessary. Table 13.3 provide details on the content and timing for various report associated with M&E.

Table 14.3: Reporting Cycle/Frequency

Activity/Reporting	Contents	Timeline	Responsibility
Monthly Progress Report	Narrative as per Monitoring Plan format giving details on activity, results, issues affecting performance and variance if any and reason for the same and corrections recommended	To be submitted within 10 days of the following month	INGO
Quarterly Progress Report	Narrative as per Monitoring Plan format giving details on activity, results, issues affecting performance and variance if any and reason for the same and corrections recommended	To be submitted within 10 days of the following quarter	INGO
Bi-annual Review and Report	Progress, issues with regard to payments of compensation and other assistance, review of expenditure vs. budgeted amount by budget heads and sub heads recommendations	To be submitted within 30 days of end of every 6 th months	PMU/ Resettlement Expert
Final Report	Project achievement and impacts	To be submitted within 90 days of end of the Project	INGO/EMA

Annexure- 1: Survey Questionnaire



**Dhaka Environmentally Sustainable Water Supply Project (DESWSP)
Resettlement and Livelihood activities assist by DORP
Land, plants, deployment census/verification**

Question No

--	--	--	--	--	--	--	--	--	--

1) Land owner, Infrastructure owner, occupier name:

Bengali:

English (Capital Letter):

2) Mobile no:

3) Sex: Code - (1) Male (2) Female (3) Transgender

4) Father/Husband Name:

5) Mother's Name:

6) Age:

7) Religion:

8) Education: Code: (1) 1 to 5 class (2) 6 to 8 class (3) 9 to SSC (4) HSC (5) Graduate (6) Illiterate

9) Main Occupation: Code: (1) House Worker/Retired (2) Business/Contractor (3) Grocery Shop, business (4) Bamboo Shop (Business) (5) TeaBusiness (6) Cloth ShopBusiness((7) Computer servicing center (8) Flexi load ShopBusiness (9) Tailoring business (10) Mechanic WorkshopBusiness (11) Fruit shop business((12) Vegetable Shop(Business (13) SaloneBusiness (14) Stationery ShopBusiness (15) Fish Seller Business (16) Cake Seller Business (17) Cow Rearing Business(18) Goat Rearing (Business) (19) Cobbler Business (20) Service(GoB) (21) Service(non-GoB) (22) Abroad(23) Doctor (24) Engineer (25) Nurse (26) Paramedic (27) Teacher(non-GoB) (28) Teacher(GoB)(29) Professor(non-GoB) (30) Professor(GoB) (31) Employee (Industry,Garment,Construction, Transport, others) (32) Hand/Power Loom (Business) (33) Driver (34) Student (35) Unemployed (37) Agricultural Work (38) Agricultural Labour (39) Day Labour (40) Huckster 41. Swinging (Business) (42) Others-----

15) Income from acquisition land:

Types of Land	Annual Income
Homesteads	
Agriculture	
Ditch	
Pond	

16) Information of Sharecroppers or Lease Holder or Wage Laborer

Name	Father's Name	Address	Plot No	Area of Proposed Land	Annual Income from the Land

17. Land Holding and Land Use Pattern (except DWASA land):

Type of Land	Own Land (in dec.)	Share cropping (in dec.)		Mortgage (in dec.)		Lease (in dec.)		*Net operated land (in dec.)	Approximate value of the land
		In	Out	In	Out	In	Out		
Homestead									
Cultivable land									
Commercial									
Orchard/Fruit trees									
Fallow land									
Vegetable garden									
Others (specify)									
Total									

18. Land Area and Crop Production:

Crop	2016		2016		2016/2017	
	Kharif 1 (March-June)		Kharif 2 (July-September)		Rabi (October-February)	
	Land Area (Dec.)	Production (kg)	Land Area (Dec.)	Production (kg)	Land Area (Dec.)	Production (kg)

19) Ownership of House:

Code: (1) Owner, (2) Renter, (3) Occupier (Non-Government) (4) Occupier (Government) 5. Not Applicable

20) Description of House/Structure owner

SL No	Use	Measurement (Feet)			Total Measurement	Used Material				Structure Category Code	Unit Code	Numbers of Roof	Present Condition
		Length	Width	No. of Floor		Roof	Celling	Wall	Floor				

21) Description of the Structure of the Business Premises:

Self/ Rent	Number of Structure	Name of Business	Capital of Business (BDT)	Monthly income	Yearly income	Number of Employee (If)

22) Number of Employee (If)

Name	Father's name	Address	No of Month of Service	Monthly Income (Taka)	Yearly Income (Taka)

23) Secondary Structure

Code	Name of the structure	Type	Unit	Measurement/ Quantity
1	Sanitary Latrine		Sq.ft	
2	Tube-well		No.	
3	Pillar		No.	
4	Cable		RFT	
5	Other's			

24) Information of Affected Trees:

Name of Tree	Type	Quantity					Yearly Income (in BDT)
		Big	Medium	Small	Bamboo	Banana	

Type Code: 1) Food provider 2) Wood provider 3) Bamboo 4) Banana 5) Medicinal

25) Are you receive salary or grant from government? Answer:

Code (1) Freedom fighter allowance (2) Old age allowance (3) Maternity allowance (4) VGD allowance (5) No (6) others

26) Are you receive loan from Bank or another source?

Yes=1 No=2

Table- 27 (if yes, Then describe the present condition of loan):

SL No	Source of loan	Total amount of loan (taka)	Balance Loan (taka)	Interest rate (%)
1	Bank			
2	Krishi Bank /Special bank			
3	Grameen Bank			
4	NGO			
5	Lender			
6	Relative			
7	Society			
8	Agent			
9	Others (Please specify)			

28) Name the (3) three main professions in the area have the opportunity? (Professions code)

Answer:

29) What are the Skills Need to sustain your Income after Resettlement?

Answer:

(Professions code) Service-1, Day labour-2, House Worker -3, Tenant farmers-4, Rickshaw driver/ Van driver / Bullock cart driver-5, Boat man-6, Fisher man-7, Livestock-8, Poultry-9, Homestead Gardening-10, Small Business-11, Handcraft-12, Agriculture-13, Housewife-14, Others-15

30) What is the Current Need of the Profession? Answer:

Code: (1) Very good, (2) Good, (3) Average, (4) Do not know

31) Where do you sale your products (Acquisition & Others land)? Answer:

Code: (1) From Farm, (2) Home, (3) Local Market, (4) Upazila Market, (5) District Market (6) Not Applicable

32. Do you have any savings?

(In hand/relatives/NGO's/Bank/other financial institution?)

Yes

No

32.1. If yes, please mention the source(s)'s name;

32.2 How much? BDT:

33. What DESWSP can do for your Income and livelihood Restoration? Please specify your proposed/ expected livelihood restoration activities:

1. _____

2. _____

3. _____

34. If you are not interested to do or unable to do then who among the HH members are willing to do? Please provide information mentioned in the following table:

Table- 34.1: Livelihood Restoration Activities Preferred

Name	Relationship with the head of the family Head	Sex	Age	Education	Present Occupation	Proposed Livelihood activities*	Previous experience in this Proposed Livelihood activities (Yes=1, No=2)	Training required for Proposed Livelihood activities (Yes=1, No=2)

* Put sl. nos. from the above

35. Is there work opportunity for female in your area? Yes No

35.1 If yes, please mention table-34.2

Table no 35.2 Female employment Opportunity

SL. No.	Name of Work	Type of Organization	Time frame (Hour)	Wage rate	Remarks
1					
2					
3					
4					
5					
6					
7					

36. Are there any NGO/Social organization in your area? Yes No

36.1 If yes, are you involved? Yes No

36.2. If yes (involved) please provide the following information:

Table-36.3 Information on NGO/Social Organization

SL. No.	Name of Organization	Type of Work	Type of training that they can provide.
1			
2			
3			
4			

37. Please mention the source(s) of water for domestic use

Table-37.1 Source(s) of water for domestic use

SL No	Sources	Drinking	Cooking	Washing/ bathing
1	Tube well			
2	Pipeline Water Supply			
3	Rainwater Harvesting			
4	River/Canal			
5	Pond			
6	Others			

37.2. If displace, would you face any problem in this regard? Yes No

37.3. If yes, what is the way to resolve it? (Please mention):

38. What type of sanitary latrine do your household use?

Code t (1) Sanitary latrine (2) Pit latrine (3) Open place

38.1. If yes, would you face any problem if you are displaced? Yes No

38.2. If yes, what is the way to resolve it? (Please mention):

39. What is your cooking fuel source(s)? Please mark Tick: Gas Kerosene

Fire wood others (Please mention)

40. What type of fuel do you use for lighting your household?

40.1. Please mention:

40.2. Would you be in problem in this regard in case of your displacement? Yes No

40.3. If yes, what is the way to solve it? Please mention:

41. Is there any medical/clinic in your area? Yes No

41.1 If yes, what are those? Please mention:

41.2. If yes, do you usually visit there? Yes No

41.3. If yes, would you face any difficulty to access your pre-used medical facilities in case of your displacement? Yes No

41.4. If yes, what is the way to solve? Please mention:

42. Do you use nearby educational institution(s) for your HH members? Yes No

42.1 If yes, would it be affected by your displacement? Yes No

42.2 If yes, what is the way to solve it? Please mention:

43. Do you use nearby religious institution(s) for your HH members? Yes No

43.1 would it be affected by your displacement? Yes No

43.2 If yes, what is the way to solve it? Please mention:

44. Is there any indigenous/aboriginal population in this area? Yes No

44.1. If yes, are they affected by the project? Yes No

Signature of EPs

Full name of interviewer, Signature and date

Checked by- full name, signature and date

Full name of Area Manager, signature and date

Annexure- 2: Cash Compensation under Law payment list

Mouza Name: Aguandi

SI No	Name of AP	Husband / Father Name	Plot No	Type of Loss	Quantity of Loss in Dc./ trees
1	Md.Nobi Hossin	late Abu Kalam	258	Nall,bita	2.25
2	Md Mozibur Rahman	late Abdul Ba rak	258	Nall	9.5
3	Arju Miah	late Suna miah	139	Nall	15
4	Shorif	late Halal uddin	153	Nall	4.5
5	Rashida	late Manik miah	"	"	"
6	Manik miah	late Abdul Gofur	"	"	"
7	A B AM Hannan Romizi	late Romoz Uddin Boyean	153	Nall	4.5
	"	"	156	Nall	13.5
	"	"	223	Nall	10.5
	"	"	224	Nall	0.0025
8	Rowson Miah	late Asmot Ali	201	Nall	6
9	Md.Suroz Miah	late Eykob Ali	233	Nall	34.5
10	Monir Hossin	late Hozrut Ali	201	Nall	6.82
11	MD. Babul Hossin	„	"	"	"
12	Hafeza Begum	Husband,late Hozrut Ali	"	"	"
13	Md.Fozlul Hoque	late Sayad Ali	273	Bari	5-/trees-
	"	"	280	Nall	14
	"	"	281	Nall	25.5
14	Md.Jaman miah	late Abul Hasam	200	Nall	6
15	Md. Kawsar	„		„	„
16	Monoara begum	„		„	„
17	MD Josim Uddin Bhuya	late Abdur Ruf	254	Nall	5
	"	"	196	Nall	20
	"	"	222	Nall	15
18	Md. Rofik Bhuya	late Dr.Mofiz Uddin	199	Nall	14.5
19	A B AM Mannan Ronози	late Romoz Uddin Bhuya	153	Nall	4.5
			156	Nall	13.5
			223	Nall	10.25
20	Sumbo Kantho Dash	late Borda Kantho Dash	359	Bari	51.25
21	Binod kumar Dash	„	360	Bari	18.75
22	Modon Kumar Dash	„	361	Bita	2.5
23	Sumbo Kantho Dash	late Borda Kantho Dash	359	Structure	0
24	Mostufa Miah	late Jobad ali	191	Nall	10
25	Md. Alomgir	late Solaman	192	Nall	6
26	Abul Hossin	late Hozrut Ali	201	Nall	2.93

SI No	Name of AP	Husband / Father Name	Plot No	Type of Loss	Quantity of Loss in Dc./ trees
27	Abdul Baten	late Abbas Ali	354	Bari,Structure	1.5
28	MD. Babul Hossin	late Abdul Malak	354	Bari,Structure	3-/trees-
29	Abdur Rohoman	late Abdur hakim	188	Nall	7
30	Momotaz	Husband Abdur Rohman	189	Nall	2
31	Mahamod	late Malak	192	Nall	6
32	MD.habesol Hoque	Late Komor Uddin Buyan	159	Nall	2.8
33	Md. Ba rak Miah	„	„	„	„
34	Md. Kaiwom Miah	„	„	„	„
35	Md.Kobir Hossin	„	„	„	„
36	Sabikurnahar	Tufazzul Hossin	159	Nall	7
37	Farhana Akter	„	222	Nall	11
38	Tahmina Akter	Husband. „	321	Nall	4.5
39	Rubina Akter	late Jamal Uddin	154	Nall	5
40	Md. Jakir Hossin	„	„	„	„
41	Md. Anowar Hossin	„	„	„	„
42	Tahmina Akter	„	„	„	„
43	Rafia Begum	Husband. „	„	„	„
44	Fojlul Hoque	late Kofil Uddin	188	Nall	7.75
45	Monir Hossin	„	354	Bari	2.75
46	Anowar	late Taiz uddin	199	Nall	14.5
47	Fojila	„	273	Bari	2
48	Anower	late Ismail	254	Nall	33.75
49	MD. Shohidullah	late Hozrut Ali	152	Nall	3.5
50	Md. Aman Ullah	„	„	„	„
51	Abaidullah	„	„	„	„
52	Mofijul	„	„	„	„
53	Asadullah	„	„	„	„
54	Hasnara Akter	Husband. Robi Awoal			
55	Eyasmin	late Abdul Awoal	281	Nall	11.25
56	Roksana	Husband. Kamal	„	„	„
57	Nojrul	late Abdul Awoal	„	„	„
58	Hosnaara	Husband Emdadul hoque	„	„	„
59	Safia	Husband late Abdul Awoal	„	„	„
60	Peyara Begum	late Alim Uddin	354	Bari,Structure	1.5
61	Tania	„	„	„	„
62	Eyasmin	„	„	„	„
63	Anifa Akter	Husband.late Alim Uddin	„	„	„
64	Sahabuddin	late Ahammad Ali	254	Nall	33.75

SI No	Name of AP	Husband / Father Name	Plot No	Type of Loss	Quantity of Loss in Dc./ trees
65	Abdul Khalak	late Abbas Ali	354	Bari,Structure	2.75
66	Abdul malek	Late kalai miah	280	Nall	3.75
67	Anowara Begum	Husband Abdul malek	354	Bair+ Structure	2.5
68	Fatema	Husband Lokman bapary			„
69	Kuddus Ali	late Rohim Uddin	354	Structure	2.5
70	Eddres Ali	„	„	„	„
71	Mst. Minara Begum	„	„	„	„
72	Parvin	„	„	„	„
73	Abeda Khatun	Husband „	„	„	„
74	Kawsar	Azgur Ali	„	„	„
75	Abdul Aowal	late Abdul Lotif	355	Structure	0
76	Md. Nuzrul Islam	late Abdul Lotif	278	trees+Structure	1.5
77	Abdul Aowal	„	153	„	4
78	Md.Anarul Hoge	„	354	„	7.5
79	Abdul Motin	„	355	„	4
80	Munoara	late Abdul Khalak	190	Nall	2.85
81	Abul Kashim	Abdul Aowal			
82	Md. Sahabuddin	Late md. Komur Uddin	354	Bari+ Structure	3.5
83	Fozila	Husband Shirazul Houqe	234	Nall	9
84	Hozrut Ali	Late Kamiz Uddin	157	Nall	4.5
85	Md Harun Or Rashid	Late Tota miah	190	Nall	0.5
86	Sharifa Begum	Husband Md Habibullah	253	Nall	14.5
87	Mst Jobeda Begum	Husband Harun or Rasid	190	Nall	6.65
88	Ashok Kumar Das	Late Oboni Das	358	Nall	3.19
	"	"	360	Bari+ Structure	5.94
	"	"	361	vita+trees	0.13
	"	"	359	Bari	1.28
89	Alock Kumar Das	Late Aboni Kumar Das	358	Nall	3.19
	"	"	360	Bari+ Structure	5.94
	"	"	361	vita+trees	0.13
	"	"	359	Bari	1.28
90	Amal Das	Late Aboni Kumar Das	358	Nall	3.19
	"	"	360	Bari+ Structure	5.94
	"	"	361	vita+trees	0.13
	"	"	359	Bari	1.28
91		Late Aboni Kumar Das	358	Nall	3.19
	Asit Kumar Das		360	Bari+ Structure	5.94
	"	"	361	vita+trees	0.13

SI No	Name of AP	Husband / Father Name	Plot No	Type of Loss	Quantity of Loss in Dc./ trees
	"	"	359	Bari	1.28
92	Nimai Khanta Das	Late Shorojit Prosonno Das	358	Nall	5.13
93	Sajal Kanto Das	„	360	Bari+ Structure	11.88
94	Rabi Das	„	361	vita+trees	2.5

Mouza Name: Atabdi

SI. No	Name of AP	Husband / Father Name	Plot No	Type of Loss	Quantity of Loss in Dc./ trees
1	Md. Ali Hossain	Late Abdul Kadir	74	Nall, Tree	0.01
	"	"	73	Structure	"
	"	"	71,72,73	"	2.75,3.50,7.00,9.00
2	Md. Harun or Rashid	Md. Ali Hossain	"	"	"
3	Mst. Jusna Begum	Hus. Md. Ali Hossain	"	"	"

Mouza Name: Atadi

SI No	Name of AP	Husband / Father Name	Plot No	Type of Loss	Quantity of Loss in Dc./ trees
1	Md.Joinal	Late Mobarok	614	Nall	1.66
2	Mst.Asma Begum	„	615	Nall	6.33
3	Mst.Firoza Begum	„	616	Nall	1.41
4	Mst. Tamanna Begum	„	425	Nall	1.83
			423	Nall	5
			418	Nall	13.5
5	Abul Hasam	late Nowab Ali	501	Nall	10.5
6	Marjia Begum	late Jayd Ali	565	Nall	15
7	Hasan Ali	late Sarak Ali	630	Nall	10
8	Jakir Hossin	late Abdur Ba rak	603	Nall	3.25
			605	Nall	0.0025
9	Mohosin Miah	late Abdur Sobhan	600	Nall	7
			602	Nall	13
10	Mikael	late Solayman	2566	Nall	4.7
11	Parvin	Husbend.Sahadat Hossin	564	Nall	15
12	Abul Kalam	late Nowab Ali	501	Nall	10.5
	„	„	602	Nall	2

SI No	Name of AP	Husband / Father Name	Plot No	Type of Loss	Quantity of Loss in Dc./ trees
13	Abdul Halim	late Abdul guffor	417	Nall	1
	„	„	415	Nall	3.5
14	Akteruzzaman(gong)	late Askor Ali	390	Nall	22
15	Md.shamsul hoque	„	„	„	„
16	Md.kamal	late Akteruzzaman	„	„	„
17	Abul Hasam	late Nowab Ali	34	Nall	9.5
18	Md Zoynul Abedin Mollah	late Johirol Hoque Mollah	93	Nall	8
19	Gul Bahar Begum	„	„	„	„
20	Nilufa	„	„	„	„
21	Md Kawsar Uddin Mollah	„	„	„	„
22	Khalada Begum	„	„	„	„
23	Bilkis akter	„	„	„	„
24	Rajia Akter	Husband. „	„	„	„
25	Shirajul Hoque	late Mutiwol Islam	607	Nall	17.75
26	Shamsul Hoque	„	„	„	„
27	Md. Amdadul Hoque	„	„	„	„
28	Muzammal Bhuya	late Shamsul Hoque Bhuya	420	Nall	3.5
	„	„	424	Nall	10
	„	„	617	Nall	2.75
29	Abdul Motin	Md. Mohiz Uddin	607	Bari	3
30	Esrael	late Sulayman	566	Nall	4.7
31	Abul Hossin	late Rojob Ali	13	Nall	8
32	Monir Hossin	„	17	Nall	4
33	Ibrahim	late Motalib	600	Nall	4.5
34	Jahaggir Hossin	late Abdul Motalib	601	Bari	1.5
35	Halima Begum	Husbend Hoque Shab	„	„	„
36	Mst. Salma	Husbend Md. Aman Ullah	„	„	„
37	Shalina	Mohosin Miah	602	Structure	
38	Nurul Islam	Late Mokshed Ali	21	Bari	13.5
	„	„	22	Bari	8.5
39	Abdul Baten	Late.Ayet Ali	94	Nall	7.5
			95	Nall	15
40	MD. Abdul Mozid Mollah	Late.Mohor Ali Mollah	72	pond+trees	18+18
41	Md.Abdul Kadir	Late Mohi Uddin	109	Nall	16
42	Shamim	Mohosin	602	Structure	
43	Motin	Late Sajot Ali	601	Bari+ Nall	4.50+9.00
44	Momin	„	„	„	„
45	Tania	Husbend Shana Ullah	„	„	„
46	Ayasa Begum	Husbend Chan Miah	„	„	„

SI No	Name of AP	Husband / Father Name	Plot No	Type of Loss	Quantity of Loss in Dc./ trees
47	Roksana Begum	Shana Ullah	„	„	„
48	Masum	Mohosin	600	Structure+Trees	
49	MD A. Rasid Mollah	Late Sogsor Ali Mollah	127	Nall	19
50	MD Motalib Mollah	„	„	„	„
51	MD Aiyob Ali	Md Suroz Miah	392	Nall	3

Mouza Name: Bazinabond

SI No	Name of AP	Husband / Father Name	Plot No	Type of Loss	Quantity of Loss in Dc./ trees
1	Md.Sahzahan Miah	Late Norul Islam	45	Nall	15.5
2	Md. Habbur Rohman Bhuya	Late Nubi Hossin Bhuya	46	Nall	6.25
3	Md. Hanifa	Hafaz Shamsul Hoque	21	Nall	2
	„	„	22	Nall	13.5
4	Eddris Ali	Mohammud Ali	10	Nall	19.5
5	Anowar	„	„	„	„
6	Abul Hossin	„	„	„	„
7	Md.Nouman	Md.Moslah Uddin	10	Nall	6
8	Md. Shiddikur Rahman	late Nayeb Ali Master	16	Nall	7
9	Md. Nouman	Md.Moslah Uddin	18	Nall	10
10	Asya	„	„	„	„
11	Mst.Fujila Begum	Husbnad. Md. Israfil	„	„	„
12	Md Kobir Hossin	Jogsor Ali	19	Nall	5
	„	„	17	Nall	8
13	Hafsa Akter	Husband Md Abu Mosha	10	Nall	3.5
14	AzimUddin	Anshor Ali	10	Nall	15.5

Mouza Name: Baliapara

SI No	Name of AP	Husband / Father Name	Plot No	Type of Loss	Quantity of Loss in Dc./ trees
1	Md.Aowlad Hossin	Late Sahab Uddin Miah	617	1.5	Nall
2	Md.Khorsad Alom Bhuya	Late Monir Uddin Bhuya	617	6.6	Nall
3	Arif Hossin Bhuya	„		2.4	Bitu
4	Rubi Akter	„	„	„	„
5	Mst. Farjana naznin	„	„	„	„
6	Nadia Afruz	„	„	„	„

SI No	Name of AP	Husband / Father Name	Plot No	Type of Loss	Quantity of Loss in Dc./ trees
7	Rabea Sultana	„	„	„	„
8	Razia Begum	Husband. „	„	„	„
9	Samim Mollah	late Shohidllah Mollah	578	13	Nall
10	Tota amiah	late Abdur Razzak	41	16	Nall
11	Monir Hossin	late Ahmmud Ali	158 0	9.5	Nall
12	Md Sahin Bhuya	late Epas Uddn	156 8	2	Nall
				1	Dova
13	Md Sahin Miah	Late Nayab Ali	157 9	7	Nall
14	Md Naim Miah	„	158 1	10	Nall
15	Harun Miah	Late Tufani Miah	569	24	Nall
16	Milon Miah	„	„	„	„
17	Shahjahan Miah	„	„	„	„
18	Morzina Begum	Husbend Harun Miah	„	„	„
19	Noor Mohammad Miah	Late Asraf Ali Miah	157 6	3	Nall
			157 7	5.25	Nall
			157 8	11.12	Nall
20	Majada Begum	Md. Chan Miah	606	2.5	Nall
21	MD Tarikuzzaman Ripon	Md Abdul Malak	157 7	5.25	Nall
22	Bithi Khatun	Husb.MD Tarikuzzaman Ripon		„	„
23	Shamim Molla	Sohid Ullah Mollah	574	13	Nall
24	Md Shahidullah Mollah	Shoriyot Ullah Mollah	570	14.5	Nall
25	Md Tyob Ullah Miah	Late Hazi Abdul houqe Mamber	611	28	Nall
26	Mst Tofirun Necha	Hus.Md Tyob Ullah Miah	„	„	„
27	Saidur Rahaman Shahid	Basso Miah	157 5	11	Nall
28	Md Al Amin	Late Anowar Hossen	80	Structure+Trees	Structure+Trees
29	Noore Alom Bhuyan	Late Arju Bhuyan	670	Structure+Trees	Structure+Trees
30	Noor Mohammad Bhuyan	„	„	„	„
31	Nuroon Nesa	Husband „	„	„	„
32	Bilkis Akter	Husband Kamruzzaman	„	„	„
33	Mafizuin	Late Tomiz Uddin	147 0	15.5	Nall

SI No	Name of AP	Husband / Father Name	Plot No	Type of Loss	Quantity of Loss in Dc./ trees
	„	„	147 1	8	Nall
	„	„	147 3	10	Nall
34	Mst Halima Begum	Husband Shorim Ullah	80	Structure+Trees	Structure+Trees
35	Anuar Hosan	Late Sukkur Ali	577	17	Nall
36	Najma	Husband Anowar Hossin	„	„	„
37	Md Sabuj	Ahmmad Khan	157 9	10.5	Nall
38	Md Jahir Khan	„	„	„	„
39	Mst Salina Begum	„	„	„	„
40	Salina Afroj	Husband Md Jowel	„	„	„
41	Fazlul Haque	Late Tumiz Uddin	597	3.75	Nall
			157 9	2	Nall
42	Jaj Miah	Late Taiz Uddin	81	1.25	Bari
43	Halema Begum	Husband Joj Miah	82	10	Bitu,Structure,Pond
44	Md Shariful Islam	Piyar Hossin	80	Structure+Trees	Structure+Trees
45	Shoron Bhuyan	„	80	2.5	Bari
46	Hena Begum	Husband Abdul Hay	670	6.75	Bari,Structure,Trees
47	Arif Bhuyan	Mohon Bhuyan	„	„	„
48	Md. Assad Sikdar	Abdur Rufe Sikdar	80	2.5	Bari
49	Md Arman Bhuyan	Late Abdul Hay	670	2.5	Bari,Structure,Trees
50	Sha Alam	Late Monjur Hossin	670		Structure,Trees
51	Azim Uddin	„	670	14.5	Bari
52	Shafale Begum	Husband „	670	3	Chala
53	Alamgir Hossain Molla	Abdul Korim Mollah	82	5.5	Bitu,trees
54	Khohinur Akter Koli	Husband Eleyas Bhuyan			
55	Md Shumon Bhuyan	Late Abdul Hay	67	Structure	Structure
56	MD Harun Miah	Late Ba rak Miah	612	3	Nall
57	Md Kabir Hossin	„			
58	Md Babul Miah	„			
59	Md Halim	Motin Mollah	80	Structure+Trees	Structure+Trees
60	Babul Miah	Late Kodom Ali	158 6	9.5	Nall
61	Shafikul Islam	„	158 8	6.75	Nall

SI No	Name of AP	Husband / Father Name	Plot No	Type of Loss	Quantity of Loss in Dc./ trees
62	Khokon Miah	„	„	„	„
63	Nargis Begum	„	„	„	„
64	Mst Selena Akter	„	„	„	„
65	Parvin	„	„	„	„
66	Masuda Begum	Husband Shidul Huce	81	7.5	Structure+Trees
67	Matiur Rahman	Mohammad Ali	146 6	7	Nall
68	Asma	Husband Fujlol Huce Mollah	668	14.5	Chala
69	Md Awalad Hossain	Late Shahab Uddin Miah	617	15	Nall
70	Abdul Halim	Eyaz Uddin	147 4	4	Nall
71	Sajeda	Husband Dill Mohammad			
72	Md Joynal Abdin	Abdul Jolil	158 2	2	Structure
73	Mst.Afsana Begum	Md Joynal Abdin	„	„	„
74	MD Osman Sadon Mollah	Dr. Dill Mohammad Mollah	511	3.42	Nall
	„	„	666	32	Chala
	„	„	667	3.75	Chala
75	MD Anowar Ali	Late Tomiz Uddin	146 7	2	Nall
	„	„	146 9	2	Nall
	„	„	154 8	7.5	Nall
	„	„	155 9	7.5	Nall
	„	„	157 1	33	Nall
76	MD Halal Uddin	Late Ohab Ali	617	5	Structure+Trees
77	Saleha Begum	Abdul Khalak Midda	594	6	Nall
78	Abdul Motin Mulla	Md. Ali Ahammad Mulla	624	0.2175	Nall
	„	„	„	„	„
79	Md. Abu Dayen Mulla	Md. Ali Ahammad Mulla	625	0.0236	
80	Abdul Hai Mulla	Do	„	„	„
	„	„	„	„	„
81	Yeanus Miah	Late Sukkur Ali Monsi	576	0.12	Gatto
82	Mukbul Hossain	Do	„	„	„
83	Anwar Hossain	Do	„	„	„
84	Mukter Hossain	Do	„	„	„
85	Robiullah	Ahsan Ullah	„	„	„
	„	„	670	„	Structure

SI No	Name of AP	Husband / Father Name	Plot No	Type of Loss	Quantity of Loss in Dc./ trees
86	Adwd Miah	Late Lal Miah	81	0.05	
	”	”	”	”	Structure
87	Md. Alam Miah	Late Nayeb Ali	1,590	0.065	”
	”	”	1579	0.035	”
	”	”	1581	0.05	”

Mouza Name: Bijoyngor

SI No	Name of AP	Husband / Father Name	Plot No	Type of Loss	Quantity of Loss in Dc./ trees
1	Sukan Chondro kur	Late Sudas Chondro Kur	59	Bari	1.13
	”	”	59	Structure	0
	”	”	60	Structure	0
	”	”	60	Bari,Gortho	7.73+1
2	Sorafut Ali	late Jobad Ali	55	Nall	8
3	Madobi Rani Kur	Husband. Osid Chondo Kur	60	Bari,Gortho	7.77+1
			59	Bari	0.0087
4	Prodip Kumar Mithro	late Gojandro Mohon Mithro	55	Nall,Bari	42.5
5	Roton Kumar Mithro	”	62	Nall	7
6	Rongjit Kumar Mithro	”	62	Structure+trees	0
7	Khokon kumar Mithro	”	”	”	”
8	MD.Elias	late Samad	650	Nall	10.5
9	Billal Hossin	”			
10	Md.Sana Ullah	late Hafaz Uddin	771	Nall	27.5
11	Md. Mozib uddin	”	”	”	”
12	Numan ullah	”	”	”	”
13	Ommy Kulsom	Husbend. Ali Asraf	615	Nall	3
14	Md. Akter Hossin	late Sultan Miah	716	Nall	14
15	Ruma Akter	late AL-haz Suroz Miah	736	Nall	17.5
16	Abu Shai Bhuya	late AL-haz Suroz Miah	651	Nall	11.5
17	Rubi Begum	Husbend.Shaiful Islam	736	Nall	17.5
18	Dilip Komar dah	late Dinas Chondo	3	Nall	18
19	Dullal chondro dah	”	”	”	”
20	Sudir Chondro dah	late Gulap Chondo dah	”	”	”
21	Manik chondro dah	”	”	”	”
22	Ripon dah	Sobol dah	”	”	”

SI No	Name of AP	Husband / Father Name	Plot No	Type of Loss	Quantity of Loss in Dc./ trees
23	Bishsojit Chondro dah	late Subas chondo dah	„	„	„
24	Endrojit chondro dah	late Subol chondo dah	„	„	„
25	Omol chondro dah	late Sorot chondo dah	„	„	„
26	Khokon chondro	late Deranthro chondro dah	„	„	„
27	Sojon chondro dah	late Biranthro chondro dah	„	„	„
28	Sujib Kumar dah	late Sopon chondro dah	„	„	„
29	Tusar chondro dah	late Kalai chondro dah	„	„	„
30	kisno chondro dah	„	„	„	„
31	Eddis Ali	late Rohom Ali	614	Chala	33
			615	Chala	14
32	Abdur Rob	Momotaz Uddin	600	Bari	2
33	Shomir kanto Dah	late Suraz Kanto Dah	3	Structure+trees	0
34	Modu Sudon Dash	Kamon Chondro Dash	„	„	„
35	Bishsojit Chondro dah	late Subas chondo dah	„	„	„
36	Omol chondro dah	late Sorot chondo dah	„	„	„
37	Prodip Kumar Mitra	Late Gojendra Muhan mitra	55	Nall+Bari	0.47
38	Ratan Kumar Mitra	Late Gojendra Muhan mitra	62	Bari+Tree	
39	Ranjit Kumar Mitra	Late Gojendra Muhan mitra	62		0.7
40	Khokan chanbdra mitra	Late Gojendra Muhan mitra	55	Bari+Tree	
41	Madhobi Rani kar	Hus, Ausit Chandra kar	60,59	Bari+Gatto+Bari	7.77,1.00,.87
	"	"	60	Structure

Mouza Name: Choitonkanda

SI No	Name of AP	Husband / Father Name	Plot No	Type of Loss	Quantity of Loss in Dc./ trees
1	Md. Sohidullah	Late Rojob Ali	2991	Chala	8/trees-
2	Hobe Miah	Late Amir Ali	2995	Nall	2.58
3	Moina Begum	„	2994	Nall	3.8
4	Majada Begum	„	3547	Nall	0.0025
5	Sajada Begum	„	2783	Nall	1.5
6	Fiara Begum	„	2810	Nall	1.58
	„	„	2809	Nall	1.67
	„	„	2808	Nall	2
	„	„	2811	Nall	1.62
	„	„	2992	Nall	0.0083
	„	„	2996	Nall	20

SI No	Name of AP	Husband / Father Name	Plot No	Type of Loss	Quantity of Loss in Dc./ trees
7	Sofor Ali	late Hafiz Uddin	2995	Nall	12.92
8	Johor Ali	„	2994	Nall	18.95
9	Sahar Ali	„	3547	Nall	1.25
10	Sundor Ali	„	2783	Nall	7.5
11	Rowson Ali	„	2810	Nall	7.92
	„	„	2809	Nall	8.33
	„	„	2808	Nall	10
	„	„	2811	Nall	8.13
	„	„	2892	Nall	4.17
	„	„	3545	Nall	2.5
12	Siddikur Rahman	late Abdul korim	2786	Nall	14
13	Motalib	late Mollhaz	1791	Nall	0.005
14	Abdur Rohoman	late Sobir Ali	2560	Nall	6.5
15	MD. Sahar Ali	late Hafiz Uddin	2592	Nall	26.75
16	Md. Johor Ali	late Hafiz Uddin	2778	Nall	23.5
17	Anowar Hossin	late Abdul ohab	2560	Nall	9.5
			2561	Nall	9.5
18	Rob Miah	late Mortob Ali	2597	Nall	21
19	MD. Mainuddin	„	„	„	„
20	Dula Miah	late Sofir Udin	2812	Nall	7
21	Md. Main Uddin Aahman	late Osman goni Sorkar	2588	Nall	5.5
			2589	Nall	0.005
22	Md.Haronur Roshid	late Abdul lotif	2785	Nall	15.5
			2819	Nall	4.75
23	Shri- Goraggu Chondo Dash	late Hiron Chondo Dash	3548	Nall	14.5
24	Shri- Gorinthro Chondo Dash	„	3549	Bari	16
25	Ojid mohon Dash	late.Nikondo Chondo Dash	2990	Nall	0.005
	„	„	3548	Nall	16
	„	„	3549	Bari	22
	„	„	3550	Chala	24
26	Samsu Uddin Miah	late.Abdul korim	2786	Nall	14
27	Abdur rosid mollah	late.Chan Miah	25566	Nall	9.25
28	Md. Sohidullah	„	„	„	„
29	Rokea	„	„	„	„
30	Rohima bibi	„	„	„	„
31	Fulasa begum	Husband. „	„	„	„
32	Samsu Uddin Miah	late.Abdul korim	2787	Nall	6.5
	"	"	2788	Nall	12

SI No	Name of AP	Husband / Father Name	Plot No	Type of Loss	Quantity of Loss in Dc./ trees
33	Md. Jakir hossin	late.Abdul lotif	2785	Nall	15.5
	"	"	2819	Nall	4.5
	"	"			
34	Md. Hasan Ali	late.saiz Uddin mollah	2567	Nall	1
35	Md.kamal mollah	„	2598	Nall	17.62
36	Md.babul mollah	„	„	„	„
37	Md. Billal hossin	„	„	„	„
38	All- kaiwom supon	„	„	„	„
39	Md. Monir hossin	late. Saju miah	2590	Nall	19
			2591	Nall	20
40	Islam Miah	late.Nur mohammud	2558	Nall	1.75
41	Mozibor rohoman	„	2559	Nall	11.75
42	Sab miah	„	„	„	„
43	Dalim Miah	„	„	„	„
44	Samsunnahar	„	„	„	„
45	Soria begum	„	„	„	„
46	Anowara begum	„	„	„	„
47	Jahanara begum	"	„	„	„
48	Abdul Baten	late.Chan Miah	3543	Nall,Structure	12-/trees-
49	Md.Mozo miah	„	2993	Nall	9
50	Firoza Begum	Husband.Abdur Rohoman	„	„	„
51	Md. Hossin Ali	late. Mizanur rohoman	„	„	„
52	Md.hasan Ali	„	„	„	„
53	Hasan Ali	late.Rub Miah	2784	Nall	4.5
54	Md. Harunur Rohid	late.Abdul Lotif	2785	Nall	15.5
	„	„	2819	Nall	4.75
55	Fozlul Hoq	late.Jinnut Ali	2780	Nall	8
56	Huge Shab	late Neyaz Uddin	2991	Nall	14
57	Ummay Begum	Husband. Shan Miah	„	„	„
58	Morjina Begum	Husband. Jaker Hossin	„	„	„
59	Folasha Begum	Husband.late Eyaz Uddin	„	„	„
60	Shah Jamal Hossain	Md. Shamsher Ali	2784	Nall	0.135

Mouza Name: Sripothi

SI No	Name of AP	Husband / Father Name	Plot No	Type of Loss	Quantity of Loss in Dc./ trees
1	Md. Abad Ali	Late Abdur Rohman	25	Nall	15

Mouza Name: Edbardi

SL No	Name of AP	Husband / Father Name	Plot No	Type of Loss	Quantity of Loss in Dc./ trees
1	Md.Halim surkar	Late Gias Uddin Surkar	490	Nall	3.5
2	parul Begum	„	519	Nall	19
3	Eyasmin	„	520	Nall	6
4	parben	„			
5	Halana Begum	Husband. „			
6	Md.mozammal	Late Nurul Islam	38	Nall	11.25
7	Sahalom	„			
8	Obaidol hoque	„			
9	Mst.Rabia Akter	„			
10	Mst.Afia	„			
11	Safia Begum	„			
12	Ayasa	„			
13	Md Sahin Bhuya	Late Epsz Uddin	518	Nall	3.4
14	Nuzrul Islam	Late Tomiz Uddin	470	Nall	2
			486	Nall	11
			513	Nall	5
15	Kazi Harun Or Rashid	Late Mohrum Kazi	1157	Nall	13
16	Tota Miah	Late Abdur Razzak	41	Nall	16
17	Hasem Prodan	Late Shofur Uddin	76	Nall	5.5
18	pear Ali	Late Kasham Ali	66	Nall	12
19	Mina Haque	Shopor Ali	1157	Nall	8.5
20	Shapar Ali	late Shaiz Uddin	66	Bari	18
21	Misir Ali	„		Dova	3
22	Jaher Ali	„		Structure	
23				Trees	
			Oct-18		
24	Alauddin	Late Ismail	64	Nall	0.12

SL · N o	Name of AP	Husband / Father Name	Plot No	Type of Loss	Quantity of Loss in Dc./ trees
25	Mohiuddin Bhuiyan	Md. Salem Uddin Bhuiyan	605	Nall	0.3425
26	Rina Akter Anjomon	Hus. Mahiuddin Bhuiyan			
27	Abdul Awal	Md. Aman Ullah			
28	Mamataj Begum	Rouf			
29	Manir	Seraj Uddin Miah	560	Nall	0.1375
30	Ashad	Seraj Uddin Miah			
31	Auwal Miah	Mirajaddin	476	Structure+Tree	
32	Uli Ullah	Mirajaddin			
33	Rostam Ali	Late Idries Ali	664		0.075
34	Md. Nurul Islam	Md. Raham Ali Bhuiyan	634	Nall	0.0375
35	Mohiuddin	Md. Jaleuddin	625		0.095
		Nov-18			
36	Abdul Baten Bhuiyan	Late Abdul Lotif Bhuiyan	765	Nall	0.155
37	Shahjahan Bhuiyan	Do			
38	Md. Julhas Bhuiyan	Do			
39	Md. Anamul Kabir Bhuyan	Late Rejai Karim Bhuyan	399	Nall	0.0166
			400		0.0266
			605		0.075
			624		0.075
40	Md. Montaz Uddin	Miaz Uddin	73,476	Structure	
41	Miaz Uddin	Late Anayet Ullah	73,75	Structure	0.0362, 0.0375
			472,47 6		0.0375, 0.0950
42	Sukkur Ali	Late Iddries Ali Bapery	634		0.0425
43	Kazi Abu Bakar	Late Hashem Kazi	751	Structure	
				Do	
			766	Nall	0.0150,0.0525
44	Yasmin	Hus. Md. Wazid	807	Nall	0.0675
45	Md. Yeasin Molla	Late Joyn Uddin	523	Nall	0.175
46	Md. Kabir Sharker	Md. Yeasin			
47	Md. Abdul Baten Miah	Late Taij Uddin Miah	473	Nall, Viti,Structure	0.1200,0.050
			471	Nall	0.0050,0.0181
			489	Nall	0.1272
48	Alam Miah	Abdul Samad	73	Structure	
			471,48 9	Nall	0.0100,0.0015,0.0 127

SL No	Name of AP	Husband / Father Name	Plot No	Type of Loss	Quantity of Loss in Dc./ trees
49	Kabita Begum	Hus. K M Saiful Islam	641		0.23
50	Nur Mohammad	Late Aitullah	42	Nall	0.0275
51	Abdul Halim Bhuiyan	Late Ifaj Uddin Ahammad	518		0.068
52	Md. Nazmul Haque Bhuiyan	Late Ifaj Uddin Ahammad			
53	Muklesur Rahaman	Md. Siraj Uddin	522		0.1025
54	Awlia	Muklesur Rahaman			
55	Shahjahan	Late Abdul Rahaman	487		0.23
56	Sirajul Haque	Do			
57	Mst. Khadiza Akter	Hus. Ataur Rahman			
58	Sadia Nusrat	Din Mohammad Miah			
59	Saleha Begum	Hus. Din Mohammad Miah			
60	Ahammad Ali	Din Mohammad Miah			

Mouza Name: Kadirdia

SI No	Name of AP	Husband / Father Name	Plot No	Type of Loss	Quantity of Loss in Dc./ trees
1	Md. Rofikul Islam	Abdul Batan	324	Nall	18
2	kobir Hossin	Late komor uddin buyan	321	Nall	4.5
3	Md.Ba rak Miah	„			
4	Abul baten Bhuya	Late Billoti Ali	315	Nall	15
5	Sabikurnahar Sima	Late Tufazzul Hossin	321	Nall	4.5
6	Farhana Akter	„			
7	Tahmina Akter	Husbend. „			
8	Md.Abul Hossin	Late Abdul Malek	305	Nall	7
9	Md. Hanifa	Late Abdul Mannan	10	Nall	4.5

Mouza Name: Kahindi

SI No	Name of AP	Husband / Father Name	Plot No	Type of Loss	Quantity of Loss in Dc./ trees
1	Md Anawer Hossain	Late Sonaly Miah	495	Nall	6.5
2	Md Ismael	„	„	„	„
3	Md Mizanur Rahman	„	„	„	„
4	Selina	„	„	„	„
5	Md Aminul Hoque	Late Abdur Rahamn Master	459	Nall	8

6	MD Ali Hossain	Late Azim Uddin Prodan	436	Nall	1.27
7	Md Hashim	,,			
8	Saha Alom	Late Afaz Uddin	382	Nall	6.5
9	MD Amzad Hossain	Late Ezzut Ali	438	Nall	17.5
10	Md Mannan Miah	Late Suryat ullah	451	Nall	8.25
	,,	,,	462	Nall	3
	,,	,,	463	Nall	4.5
11	Md Boshir Uddin	Late Jomir Uddin	404	Nall	11
			403	Nall	8.5
12	Md Jakir Hossen	Late Abdul Shamad	439	Nall	1.25
	,,	,,	440	Nall	1
	,,	,,	441	Nall	15
	,,	,,	442	Nall	12

Mouza Name: Kamaldi

SI No	Name of AP	Husband / Father Name	Plot No	Type of Loss	Quantity of Loss in Dc./ trees
1	Renu Akter	Late Fazlul Hoque	2051	Null	7
2	Md Abul Hossain	Md. Taleb Ali	2060	Null	8
3	Md. Sirajul islam	Late Hasen Ali	2060	Null	13
			2291	Null	6.5
			2291	Pond Par&Tree	4.5
			2056	Null	1
			2160	Null	7
4	Nargis Begum	Hus. Abu Taher Mullah	2132	Null	28.5
5	Parvin Begum	Hus. Babul Hosan Mullah	2040	Null	11.5
6	Mst Salina Begum	Hus. M A Hannan	2162	Null	2.5
7	Md Al Amin	Abdul Baten	2289	Null	4.5
			2289	Viti	4
8	Mst Salaha Begum	Hus. Md. Sirajul Islam	2162	Null	6
9	Golam Mostafa	Hus. Late Riaj Uddin Mullah	2292	Bari & Tress	6.4
10	A.N.M Shifullah Khalid	A.N.M Sowkotol Islam	2047	Null	12.5
11	Md Nobi Hossan	Late Mohammad	2211		
12	Mst Mhamuda Begum	Hus. Md. Nobi Hossan	2211	Null	15.5
13	Md Faruque Hossain	Late Anower Hossan Mullah	2132	Null	9
14	Md. Kamal Hossain	Late Noumuddin	2211	Null	7.5
15	Masuda Begum	Hus. Nurul Hoque	2283	Chala	5
16	Md. Alauddin	Late Kasem Ali	2038	Null	14

17	Md.Humayunkabir	sadek Mullah	2064	Pond	16.5
18	Msuda	Hus. Gaffar	2050	Null	16
19	Mst. Salina Begum	M. A Hannan	1162	Null	1.5
20	Md. Al Amin	Abdul Baten	2289	Null+Viti	4.5
21	Firoza Begum	Hus. Md. Yeanus	2283	Bari +Structure	0.05

Mouza Name: Laggurdi

SI No	Name of AP	Husband / Father Name	Plot No	Type of Loss	Quantity of Loss in Dc./ trees
1	Masuda Begum	Husband Shajalal	422	Nall	12
2	Harun Abdur Roshid	Late Saheb Ali Bhuyen	137	Nall	3
				Bari,Structure	5.75
3	Abdul Moman Miah	Late Sahab Uddin	136	Nall	19

Mouza Name: Laxmipur

SI No	Name of AP	Husband / Father Name	Plot No	Type of Loss	Quantity of Loss in Dc./ trees
1	Md: Misir ali	Late Amin uddin Sorkar	13	Nall	5
2	Nasir	Late Chan Miah	13	Nall	10
3	Md.Abul Kalam	Md.Taijuddin	45	Nall	6
4	Md. Sabar ullah	Late Ahbad Sorkar	17	Nall	9.25
5	Md. Nuzrul Islam	Late Habiz uddin	22	Nall	12
6	Md.Tajul Islam	„	23	Nall	6.5
7	Md.Rasal	„			
8	M A Ba rak	Late Subad Ali	14	Nall	12.25
9	Md.Ismail	„	„	„	„
10	Md.Hozrot Ali	„	„	„	„
11	Md.Ali Azgur	„	„	„	„
12	Mst.Salaha Akter	„	„	„	„
13	Mst.Morowm Sultana	„	„	„	„
14	Mst Sofura katun	„	„	„	„
15	Mst .Arjuda Akter	„	„	„	„
16	Md. Jounal	„	„	„	„
17	Abdur Rosid	MD. Saiad Ali	41	Nall	10
18	Nur Mohammud	Late Abdur Rohman	42	Nall	9
19	Md: Abu Hanif	Md. Omor Ali	29	Nall	5

Mouza Name: Ranidi

SI No	Name of AP	Husband / Father Name	Plot No	Type of Loss
1	Dipak Kumar Dhar	Late Narendra Crishna Dhar	348	Nall
2	Sudhir Kumar Dhar	Late Mani Muhan Dhar	348	Nall
3	Kamrunnahar	Maniruzzaman Miah	24	Nall
4	Serena	Sulman	13	Bari
5	Fazlul Karim Molla	Lare Juhar Ali Molla	404	Nall
6	Dayen	Mannan	5+5	Viti, Bari
7	Md. Shajahan Molla	Late Abdul Malek		
8	Mukbel Hossain	Late Dil Muhammad	13	River, Bari, Tree
9	Safali	Mukbel		
10	Rafiqul Haque Mollah	Late Jahar Uddin Mullah	395	Nall
11	Akkas Ali	Late Jinnat Ali	40	Nall
12	Amdadul Haque	Late Keramot Ali	357	Nall
13	Khodeza Akter	Abdul Aziz	357, 586	Nall
14	Saleha Akter	Md. Alauddin	13	Bari
15	Parul Miah	Late Najimaddin	10,20,21	Nall
16	Rezaul Karim Khan	Mujaffar Ali	9, 10	Nall, Bari, Abo., Tree
17	Badal	Late Kafil Uddin	40	Nall
18	Iqbal	Late Kafil Uddin		
19	Md. Shohel Miah	Md. Amjat Ali		
20	Md. Saiful Islam	Md. Shahjahan Miah	40	Nall
21	Shahida	Hus. Kabir Hossain		"
22	Mst. Sahanaz Akter	Md. Shahjahan Miah		"
23	Shirin Akter	Late Shahjahan Miah		"
24	Samsunnahar Begum	Hus. Later Shahjahan Miah		"
25	Latif	Late Suna Miah	39	Bari, struc., Tree
26	Rup Miah	Late Suna Miah		"
27	Md. Nannu Mia	Suna Miah		"
28	Robi	Hus. Late Kadir		"
29	Mst. Jarina	Suna Miah		"
30	Attabur	Alauddin	13	Bari, struc., Tree
31	Ranu Begum	Hus. Alauddin		
32	Alauddin	Late Tamir Uddin		
33	Jasim Uddin	Alauddin	13	Bari, struc., Tree
34	Habibur	Md. Jasim		"
35	Ranu Begum	Jasim Uddin		"
36	Md. Nurul Haque	Abdul Gafor	588	Nall

SI No	Name of AP	Husband / Father Name	Plot No	Type of Loss
37	Md. Moslem	Late Abdul Gafor		
38	Md. Lutfar Rahman	Md. Sahaj Uddin	40	Nall
39	Lot for Nahar	Hus. Shahaj Uddin		"
40	Sahina Akter	Deluwar Hossain		"
41	Hira Alam	Md. Shahaj Uddin		"
42	Khokon	Shahaj Uddin		"
43	Md. Muktar Hossain	Sahaj Uddin Sardar		"
44	Rafikul Islam	Late Nijamaddin	5	Bari, struc., Tree
45	Mst. Parvin	Hus. Rafikul Islam		
46	Sonil Karmakar	Late Makhan Lal	348	Nall
47	Md. Hodayun Kabir Mulla	Late Abul Kasem Mulla	343, 366, 397, 398, 401	Nall
48	Ibrahim Molla	Samsul Haque Mulla	402	Nall
49	Saumik Dhar	Sanjib Dhar	347, 352, 365,	Nall
50	Bandana Dhar	Hus. Late Sanjib Dhar		
51	Md. Abu Daiyan	Md. Mannan Mulla	343, 349, 366, 367	Nall
52	Md. Monzur Miah	Late Md. Chan Miah	02, 13, 40, 47	Nall
		Dec-18		
53	Md. Anwar Hossain	Late Hasim	346,344	Nall
54	Md. Abdul Mannan molla	Mohammad Ali Molla	350	Nall, structure, pond 11 .75
55	Md. hannan molla	Mohammad Ali Molla	"	"
56	"	Mohammad Ali Molla	351	Nall

Mouza Name: Tilchandi

SI No	Name of AP	Husband / Father Name	Plot No	Type of Loss	Quantity of Loss in Dc./ trees
1	Md Jashim Uddin Bhuiyan	Late Rohim Uddin Bhuiyan	329	6.5	Nall
2	Rob Miah	Shazot Ali	318	12.88	Nall
			305	0.17	Nall
3	Mst. Jahanara	Husbend-Md Sahabuddin	302	1.25	Nall
4	Md Omar Chan	Late Abdur Rahman	327	14	Nall
5	Joj Miah	Late Lale miah	277	16.5	Nall
6	Md Jashim	"	"	"	"
7	Ruksana Akter	"	"	"	"
8	Rozina Akter	"	"	"	"
9	Rabeya	Husbend ,,	"	"	"
10	Rokeya Begum	Husbend Abul Hossain	"	"	"

SI No	Name of AP	Husband / Father Name	Plot No	Type of Loss	Quantity of Loss in Dc./ trees
11	Rabeya	Husbend Kalam Mollah	”	”	”
12	Mst Selina Akter	Kobir Hossain	”	”	”
13	Sabina	Husbend Alomgir	”	”	”
14	Md Masum	Md Abdul Jolir	316	10.25	Nall
15	Haffj Md. Abu Said	Late Kare Abu Malak	304	3	Nall
16	Ayesa Begum	Husbend ,,			
17	Khokan Bhuiyan	Late Oyaz Uddin Bhuiyan	301	7.5	Nall
	”	”	324	0.0025	Nall
	”	”	326	2	Nall
18	Md Chan mia	Late Sonaly Mia	276	7	Nall
	”	”	2037	14	Nall
19	Md Ratan Bhuyan	Late Oyaz Uddin Bhuiyan	301	6.5	Nall
	”	”	324	0.0025	Nall
	”	”	326	2	Nall
20	Md. Bashu Miah	Late Manaroddin	327	14	Nall

Annexure- 3: Details of Affected Persons/ Households

Sl. No	Reference No	Name of AP	Sex	Age	Father/ Husband Name	Main Occupation	HHH Size	Distribution Of Affected Households' Income			Percentage Of Loss (Land)		
								HHH Monthly Income From Primary Source	HHH Monthly Income From Secondary Source	HHH Monthly Total Income	Total Land Of Affected Hhs (in Dec)	Affect ed Land (in Dec)	% Of Affect ed Land
1	4111020091	Fazlul Haque	Male	60	Late. Zinnat Ali	Business	8	30000	4000	34000	334	8.5	2.54
2	4111020092	Razzak Mia	Male	70	Late. Didar Hazi	Retired	7	16000	8000	24000	220	3.42	1.55
3	4111020093	Md. Abdur Rahman	Male	64	Late. Kalai Miah	Cotton Business	11	42000	5000	47000	485	2	0.41
4	4111020094	Md. Shohel Miah	Male	37	Late. Abdur Berek (Ismail)	Agricultural Laborer	6	13000	170	13170	157	4.91	3.13
5	4111020095	Manu Mia	Male	65	Late. Osman Sarker	Business	4	32000	1500	33500	128	6	4.69
6	4111020096	Harun	Male	55	Late. Lutu Miah (Abdul Latif)	Business	5	30000	715	30715	243.5	20.25	8.32
7	4111020097	Abdur Razzak	Male	70	Late. Hazi Didar Box (Dider Ali)	Agricultural Work	7	24000	0	24000	211	6	2.84
8	4111020099	Mizan Mia	Male	45	Late. Nuru Miah	Day Labor	5	18000	1000	19000	7.5	4	53.33
9	4111020100	Motaleb Miah	Male	40	Late. Mukbol Hossain	Tea Stall	5	13000	0	13000	10	2.34	23.4
10	4111020101	Md. Al Amin	Male	30	Late. Mizanur Rahman	Abroad	2	15000	100	15100	58	8.33	14.36
11	4111020102	Zakir Hossain	Male	44	Late. Lotu Miah (Abdul Lotif)	Fruit Shop	7	20000	3100	23100	243.5	20.25	8.32
12	4111020103	Md. Anowar Hossain	Male	45	Late. Abdur Ohab	Abroad	5	50000	600	50600	29	16	55.17
13	4111020104	Mosley Uddina	Male	42	Late. Ismail Munshi	Abroad	4	22000	500	22500	102	4.8	4.71
14	4111020106	Md. Mojibur Rahaman	Male	48	Late. Mongol Miah	Cloth Shop	7	30000	7000	37000	161	4	2.48
15	4111020107	Felinna	Male	47	Late. Soru Miah	Grocery Shop	3	11000	2400	13400	128.25	14	10.92
16	4111020108	Md. Misir Ali	Male	48	Late. Kodom Ali	Agricultural Work	7	48000	0	48000	220	2.25	1.02
17	4111020109	Md. Mizanur Rahaman	Male	65	Late. Mohammad Ali	Agricultural Work	5	72000	0	72000	387	11.75	3.04

Sl. No	Reference No	Name of AP	Sex	Age	Father/ Husband Name	Main Occupation	HHH Size	Distribution Of Affected Households' Income			Percentage Of Loss (Land)		
								HHH Monthly Income From Primary Source	HHH Monthly Income From Secondary Source	HHH Monthly Total Income	Total Land Of Affected Hhs (in Dec)	Affect ed Land (in Dec)	% Of Affect ed Land
18	4111020110	Motalib	Male	54	Late. Mulhaz	Business	5	30000	3100	33100	135	0.5	0.37
19	4111020111	Md. Rasel	Male	13	Late. Shamsul Haque	Student	4	3000	300	3300	25.5	8.75	34.31
20	4111020112	Dula Mia	Male	70	Late. Safiz Uddin	Agricultural Work	6	26000	0	26000	132	7	5.3
21	4111020113	Sukkur Ali	Male	29	Late. Sodor Ali	Abroad	5	28000	2000	30000	126	2.5	1.98
22	4111020114	Ozid Mohon Das	Male	60	Late. Likunda Chandra Das	Business	12	19000	4000	23000	218	40.17	18.43
23	4111020116	Md. Mazu Mia	Male	60	Chan Miah	Agricultural Laborer	7	21000	0	21000	72.5	1.3	1.79
24	4111020117	Abdul Baten	Male	65	Late. Chan Miah	Retired	8	16000	9000	25000	112	6.63	5.92
25	4111020118	Abdul Ali	Male	66	Hazrat Ali	Cloth Shop	5	32000	1500	33500	88	19.5	22.16
26	4111020119	Md. Monir Hossain	Male	40	Md. Saij Uddin (Saju)	Hand/Power Loom	6	20000	1380	21380	197	39	19.8
27	4111020120	Hasen Ali Molla	Male	66	Late. Saij Uddin Mollah	Agricultural Work	8	27700	0	27700	129	19	14.73
28	4111020122	Aminul Islam (Raton)	Male	42	Abddur Rahman	Business	4	15000	0	15000	73	2	2.74
29	4111020123	Md. Shahidulla	Male	75	Late. Razzob Ali Bepari	Tong Shop	10	98000	1000	99000	124	25.83	20.83
30	4111020124	Abdur Rahman	Male	75	Late. Safor Uddin	Retired	9	45000	1400	46400	82	17	20.73
31	4111020125	Abdur Rashid Mollah	Male	44	Late. Chan Miah Mollah	Day Labour	3	4000	1100	5100	29	9.25	31.9
32	4111020126	Safor Ali	Male	75	Late. Hafiz Uddin	Agricultural Work	7	38000	0	38000	453	19.5	4.3
33	4111020127	Safer Ali	Male	59	Late. Hafiz Uddin	Agricultural Work	4	9000	3330	12330	339	25.87	7.63
34	4111020128	Md. Zahor Ali	Male	63	Late. Hafiz Uddin	Agricultural Work	7	51000	2000	53000	478	43	9
35	4111020129	Sundor Ali	Male	56	Late. Hafiz Uddin	Agricultural Work	6	14000	3330	17330	514	17.5	3.4

Sl. No	Reference No	Name of AP	Sex	Age	Father/ Husband Name	Main Occupation	HHH Size	Distribution Of Affected Households' Income			Percentage Of Loss (Land)		
								HHH Monthly Income From Primary Source	HHH Monthly Income From Secondary Source	HHH Monthly Total Income	Total Land Of Affected Hhs (in Dec)	Affect ed Land (in Dec)	% Of Affect ed Land
36	4111020130	Md. Abu Taleb	Male	30	Md. Maju Miah	Rickshaw Driver	4	7000	800	7800	70	1.3	1.86
37	4111020131	Hobi Miah	Male	42	Late.Amir Ali	Agricultural Laborer	6	3000	400	3400	106	48	45.28
38	4111020132	Abdur Rahim	Male	55	Late. Kalai Miah	Agricultural Work	4	37000	0	37000	126	6	4.76
39	4111020133	Mohammad Ali	Male	60	Late. Chan Miah	Agricultural Laborer	5	13000	100	13100	75	4	5.33
40	4111020135	Md. Hasan Ali	Male	38	Late. Mizanur Rahman	Business	6	35000	30	35030	65	8.34	12.83
41	4111020136	Md. Hossen Ali	Male	40	Late. Mizanur Rahman	Cloth Shop	5	25000	1000	26000	117	4.3	3.68
42	4111020137	Samsudin	Male	49	Late. Abdul Karim	Hand/Power Loom	5	75000	10000	85000	464	32.5	7
43	4111020138	Md. Sultan	Male	52	Late. Oaz Uddin	Fish Seller	4	9000	600	9600	109	17.33	15.9
44	4111020139	Abdul Halim (Dr. Banu)	Male	65	Safiz Uddin Sarker	Fisherman	9	162000	10000	172000	251	15.83	6.31
45	4111020140	Mynuddin	Male	48	Late. Mortob Ali	Hand/Power Loom	6	30000	0	30000	56	21	37.5
46	4111020141	Shab Miah	Male	53	Late. Chan Miah	Unemployed	5	32000	0	32000	75	1.3	1.73
47	4111020142	Md. Akhter Ali	Male	31	Late. Abdul Ohab	Driver	3	14000	475	14475	63	13.38	21.24
48	4111020143	Abdul Mottalib	Male	38	Late. Ismail Munshi	Agricultural Work	4	13000	0	13000	108.5	1.37	1.26
49	4111020144	Romiz Uddin	Male	85	Late. Kalai Bepari	Aged	4	8000	1000	9000	125	17.34	13.87
50	4111020145	Bolai Chandra Das	Male	18	Late. Hiron Chandra Das	Student	6	24000	2800	26800	220	52.83	24.01
51	4111020146	Abdur Rob Mia	Male	35	Late. Abdur Satter	Abroad	5	15000	0	15000	10	2.33	23.3
52	4111020147	Moizan Ali	Male	70	Late. Kudrat Ali	Unemployed (Disable)	8	40500	0	40500	21	0.5	2.38
53	4111020148	Zahidul	Male	10	Late. Samsul Haque	Unemployed (Disable)	4	6000	0	6000	25.5	8.75	34.31

Sl. No	Reference No	Name of AP	Sex	Age	Father/ Husband Name	Main Occupation	HHH Size	Distribution Of Affected Households' Income			Percentage Of Loss (Land)		
								HHH Monthly Income From Primary Source	HHH Monthly Income From Secondary Source	HHH Monthly Total Income	Total Land Of Affected Hhs (in Dec)	Affect ed Land (in Dec)	% Of Affect ed Land
54	4111020150	Md. Siddique	Male	58	Late. Karim	Agricultural Work	5	16000	0	16000	91	14	15.38
55	4111031236	Md. Abul Kalam	Male	60	Late. Abdul Mazid	Agricultural Work	4	24200	8000	32200	166	24	14.46
56	4111031237	Asit Chandra Kor	Male	56	Late. Sodesh Chandra Kor	Sweet Business	5	17000	0	17000	30	18	60
57	4111031238	Amol Chandra De	Male	42	Sorat Chandra Dey	Business	4	25000		25000	10.5	4.5	42.86
58	4111031239	Somir Chandra De	Male	48	Soraj Candra Dey	Business	5	13000		13000	10.5	4.5	42.86
59	4111031240	Bissawzit Chandra Dey	Male	25	Late. Subol Chandra Dey	Service(Non-Govt.)	9	23500		23500	10.5	4.5	42.86
60	4111031241	Modhu Das	Male	29	Late. Kaman Chandra Das	Gold Worker	4	6000		6000	14	4.5	32.14
61	4111031242	Khokon Kumar Mitra	Male	30	Late. Gozindra Mohon Mitra	Hand/Power Loom	3	13200	800	14000	70	11.75	16.79
62	4111031243	Ronjit Kumar Mitra	Male	45	Gozindra Mohon Mitra	Business	4	14000	340	14340	71	11.75	16.55
63	4111031244	Ratan Kumar Mitra	Male	37	Late. Gozindra Mohon Mitra	Tea Stall	3	15000	0	15000	70	19.25	27.5
64	4111031245	Asis Chandra Dey	Male	28	Late. Shopon Chandra Dey	Grocery Shop	3	24000	0	24000	6	1.5	25
65	4111031247	Md. Al Amin	Male	25	Abul Kasem	Abroad	4	39000	3315	42315	47	8.875	18.88
66	4111031248	Md. Sorafot Ali	Male	55	Late. Jobed Ali	Unemployed (Disable)	8	40000	6500	46500	65	6.5	10
67	4111031249	Abdul Khalek	Male	52	Late. Abdul Motaleb	Agricultural Work	7	33100	0	33100	187.5	1.75	0.93
68	4111031251	Mamun	Male	55	Late. Abul Kalam	Employee (Industry,Garments,Construction,Transport)	4	15000	235	15235	66	6.67	10.11
69	4111031252	Shipul	Male	40	Late. Kamal	Service(Non-Govt.)	6	12000	235	12235	66	6.67	10.11
70	4111031253	Md. Sayeed Ali	Male	28	Hazi Suruz Miah	Cloth Shop	3	20000	1000	21000	132	34	25.76
71	4111031254	Md. Monir Hossain	Male	42	Late. Sultan	Hand/Power Loom Worker	6	4000	250	4250	17	7	41.18

Sl. No	Reference No	Name of AP	Sex	Age	Father/ Husband Name	Main Occupation	HHH Size	Distribution Of Affected Households' Income			Percentage Of Loss (Land)		
								HHH Monthly Income From Primary Source	HHH Monthly Income From Secondary Source	HHH Monthly Total Income	Total Land Of Affected Hhs (in Dec)	Affect ed Land (in Dec)	% Of Affect ed Land
72	4111031255	Md. Elias	Male	50	Late. Samad	Day Labour	3	3500	800	4300	66.75	10.5	15.73
73	4111031256	Akhter	Male	32	Late. Sultan	Employee (Industry,Garments,Co nstruction,Transport)	5	11000	250	11250	19	7	36.84
74	4111031257	Md. Alomgir	Male	66	Late. Monsur Rahman	Garments Business	3	60000	2000	62000	343	58	16.91
75	4111031258	Mahamodul Hasan	Male	20	Late. Jabed Ahammed	Abroad	4	15000	460	15460	28	13	46.43
76	4111031259	Md. Azizullah	Male	80	Late. Nizam Uddin	Agricultural Work	2	1800	0	1800	116	20	17.24
77	4111031260	Md. Nurul Islam	Male	34	Late. Sobahan	Agricultural Work	4	21000	1000	22000	122	8.33	6.83
78	4111031261	Khokon	Male	38	Late. Sobahan	Grocery Shop	4	13000	100	13100	111	2.83	2.55
79	4111031262	Md. Dhunu Miah	Male	77	Late. Tunai Bepari	Agricultural Work	11	58300	0	58300	470	25	5.32
80	4111031263	Md. Faruk	Male	33	Late. Kashem Dactor	Business	5	13000	2500	15500	307	33	10.75
81	4111031264	Md. Abdur Rob	Male	63	Late. Momtaz Uddin	Agricultural Laborer	5	9000	500	9500	10	2	20
82	4111031265	Md. Siddik Ahammed	Male	62	Late. Mahmud Mollah	Teacher (Non-Govt.)	4	14000	0	14000	52	2.25	4.33
83	4111031266	Harunur Rashid	Male	27	Abul Kalam	Abroad	3	15000	3550	18550	47	17.25	36.7
84	4111031267	Md. Anwar Hossain	Male	36	Late. Taij Uddin	Abroad	4	12000	2000	14000	24.5	20	81.63
85	4111031268	Asan Ullah	Male	40	Late. Abdus Sobahan	Abroad	5	12000	1000	13000	111	2.84	2.56
86	4111031269	Yanus	Male	43	Late. Abdul Hakim	Day Labour	6	12500	700	13200	102	8.66	8.49
87	4111031270	Md. Nasir Uddin	Male	40	Late. Chan Miah	Abroad	3	20000	300	20300	234	8.375	3.58
88	4111031275	Prodip Kumar Mitra	Male	58	Late. Gogendra Mitra	Grocery Shop	5	7000	10000	17000	78	11.75	15.06
89	4111031276	Manik Chandra Dey	Male	28	Late. Gopal Chandra Dey	Sweet Business	7	21000	0	21000	6	1.5	25

Sl. No	Reference No	Name of AP	Sex	Age	Father/ Husband Name	Main Occupation	HHH Size	Distribution Of Affected Households' Income			Percentage Of Loss (Land)		
								HHH Monthly Income From Primary Source	HHH Monthly Income From Secondary Source	HHH Monthly Total Income	Total Land Of Affected Hhs (in Dec)	Affect ed Land (in Dec)	% Of Affect ed Land
90	4111031277	Sukhen Chandra Kor	Male	60	Late. Sodesh Chandra Kor	Electronic Business/ Shop	7	95000	5000	100000	49	19.75	40.31
91	4111031278	Munjur Ali	Male	45	Late. Loskor Ali	Day Labour	6	5000	600	5600	31	3	9.68
92	4111031279	Md. Edris Ali	Male	55	Late. Rahom Ali	Cloth Shop	5	8000	1200	9200	41	33	80.49
93	4111031280	Md. Aman Ullah	Male	38	Late. Hafiz Uddin	Service(Non-Govt.)	5	14000	500	14500	77.34	9.17	11.86
94	4111031281	Md. Sana Ullah	Male	54	Late. Hafiz Uddin	Teacher (Non-Govt.)	4	17000	5000	22000	145.33	9.16	6.3
95	4111031282	Md. Moji Bullah	Male	44	Late. Hafiz Uddin	Service(Non-Govt.)	5	20000	1250	21250	114.33	9.17	8.02
96	4111031283	Md. Samir Uddin Bhuiyan	Male	78	Late. Hazi Zomir Uddin Bhuiyan	Agricultural Work	6	25000	0	25000	544	36	6.62
97	4111031284	Md. Basar	Male	48	Late. Rohom Ali	Hand/Power Loom	4	13000	180	13180	43	5.25	12.21
98	4111040151	Baker & Others	Male	55	Late. Subed Ali	Grocery Shop	3	12500	390	12890	53.5	11	20.56
99	4111040152	Hazi. Md.Ali Asgor & Others	Male	38	Late. Subed Ali	Business	5	14000	800	14800	47.5	12.25	25.79
100	4111040153	Md. Kamal	Male	42	Late. Abdur Rahaman	Cloth Shop	6	34000	180	34180	32.42	5	15.42
101	4111040154	Abul Basar	Male	52	Late. Rahmat Ali	Hand/Power Loom	3	16000	75	16075	19	2.125	11.18
102	4111040155	Abu Siddik & Others	Male	55	Late. Rahom Ali	Hand/Power Loom	5	20000	690	20690	163	19.5	11.96
103	4111040157	Md. Asad Ullah	Male	48	Late. Abdur Rahaman	Cloth Shop	4	12000	1000	13000	76.42	28.5	37.29
104	4111040158	Abdul Ohab	Male	40	Late. Abed Ali	Abroad	5	12000	230	12230	59	6.5	11.02
105	4111040159	Abdul Malek	Male	51	Late. Md. Abed Ali	Agricultural Laborer	5	12000	1000	13000	88	37	42.05
106	4111040160	Md. Nasir Uddin	Male	35	Late. Chan Miah	Abroad	3	20000	1070	21070	93	13.25	14.25

Sl. No	Reference No	Name of AP	Sex	Age	Father/ Husband Name	Main Occupation	HHH Size	Distribution Of Affected Households' Income			Percentage Of Loss (Land)		
								HHH Monthly Income From Primary Source	HHH Monthly Income From Secondary Source	HHH Monthly Total Income	Total Land Of Affected Hhs (in Dec)	Affect ed Land (in Dec)	% Of Affect ed Land
107	4111040161	Md. Saber Ullah	Male	43	Late. Ahmed Sarker	Chemical Business	4	12000	300	12300	62	9.25	14.92
108	4111040162	Md. Mesir Ali	Male	70	Late. Amin Uddin Sharker	Agricultural Work	4	11100	1500	12600	117	15	12.82
109	4111040163	Safaz Uddin	Male	66	Late. Mohiz Uddin	Day Labour	15	23500	1250	24750	38.5	2.125	5.52
110	4111040164	Md. Abul Kalam	Male	52	Late. Taizuddin Miah	Medicine Shop	4	12000	212	12212	132.5	6	4.53
111	4111040165	Nur Mohammad	Male	51	Late. Abdur Rahaman	Day Labour	5	15000	380	15380	68	10	14.71
112	4111061287	Md. Babul Hossain	Male	33	Abdul Malek	Grocery Shop	5	11000	1600	12600	52	2.69	5.17
113	4111061288	Abdul Khalek	Male	87	Late. Abbas Ali	Retired	7	12500	0	12500	10.25	2.7	26.34
114	4111061289	Abdul Baten	Male	82	Late. Abbas Ali	Agricultural Work	5	16800	0	16800	55.5	2.7	4.86
115	4111061290	Abdul Halim	Male	68	Late. Sayed Ali Master	Agricultural Work	12	45150	0	45150	218	12.86	5.9
116	4111061291	Md. Nazrul Islam	Male	54	Late. Abdul Latif	Day Labour	5	4500	1500	6000	61	5.73	9.39
117	4111061292	Md. Fazlul Haque	Male	58	Late. Sayed Ali Master	Agricultural Work	4	12500	0	12500	519.05	41.5425	8
118	4111061293	Shahin	Male	28	Abdul Khalek	Hand/Power Loom Worker	6	14000	0	14000	10.25	2.7	26.34
119	4111061294	Jahirul Islam	Male	40	Abdul Khalek	Abroad	4	15000	0	15000	11	2.69	24.45
120	4111061295	Shamsul Haq	Male	61	Late. Sebot Ali	Agricultural Work	6	30800	0	30800	156	5.16	3.31
121	4111061296	Abdur Rahman	Male	70	Late. Abdul Hakim	Agricultural Work	5	13000	0	13000	166	12.34	7.43
122	4111061297	Abdul Hai	Male	74	Late. Sayed Ali Master	Agricultural Work	12	71650	0	71650	210	14.86	7.08
123	4111061300	Md. Ohab	Male	27	Late. Madbor Ali	Imam	3	3000	1400	4400	76	5	6.58
124	4111061301	Amal Das	Male	58	Late. Abni Das	Hand/Power Loom	4	60000	3000	63000	820	26.83	3.27

Sl. No	Reference No	Name of AP	Sex	Age	Father/ Husband Name	Main Occupation	HHH Size	Distribution Of Affected Households' Income			Percentage Of Loss (Land)		
								HHH Monthly Income From Primary Source	HHH Monthly Income From Secondary Source	HHH Monthly Total Income	Total Land Of Affected Hhs (in Dec)	Affect ed Land (in Dec)	% Of Affect ed Land
125	4111061302	Rabi Das	Male	47	Late. Surjit Prosonno Das	Rice Business	5	14000	0	14000	224	15.84	7.07
126	4111061303	Shambhu Kanto Das	Male	54	Late. Borda Kanto Das	Hand/Power Loom	5	150000	1000	151000	392	26.83	6.84
127	4111061304	Md. Hanifa	Male	45	Abdul Malek	Hand/Power Loom Worker	5	15500	0	15500	9.5	2.69	28.32
128	4111061308	Mustafa	Male	57	Late. Jubed Ali	Agricultural Laborer	5	22500	350	22850	52	10	19.23
129	4111061309	Mohamad	Male	47	Late. Abdul Malek	Agricultural Laborer	6	5500	350	5850	75	8.8125	11.75
130	4111061310	Ahammad	Male	36	Late. Abdul Malek	Auto Driver	5	12000	400	12400	75	8.8125	11.75
131	4111061311	Fazlul Haque	Male	46	Late. Kafil Uddin	Agricultural Laborer	5	14000	1000	15000	73	5.16	7.07
132	4111061312	Hossain Ali	Male	52	Late. Abdul Aziz	Retired	4	7000	1250	8250	148	35.25	23.82
133	4111061314	Saruj Miah	Male	70	Late. Yakub Ali	Agricultural Work	5	29700	0	29700	192	43.5	22.66
134	4111061315	Rosan Ali	Male	56	Late. Asmot Ali	Fruit Shop	2	15000	100	15100	29.5	3.15	10.68
135	4111061316	Jakir Hossain	Male	41	Late. Jamal Bhuiyan	Service(Non-Govt.)	7	36000	0	36000	39.5	5	12.66
136	4111061317	Dalower	Male	55	Late. Tota Mia	Imam	3	5000	0	5000	19	0.25	1.32
137	4111061318	Ripon	Male	38	Late. Sultan	Tailoree	4	13000	0	13000	34	0.25	0.74
138	4111061319	Anarul	Male	45	Late. Abdul Latif	Service(Non-Govt.)	4	12000	200	12200	87.5	5.73	6.55
139	4111061320	Asad Ullah	Male	27	Late. Hazarat Ali	Hand/Power Loom Worker	2	3000	200	3200	27	0.59	2.19
140	4111061321	Foysal	Male	18	Late. Kuddus Miah	Teacher (Non-Govt.)	3	12000	700	12700	38	0.25	0.66
141	4111061322	Abdul Motin	Male	49	Late. Abdul Latif	Day Labour	6	5400	100	5500	56	5.74	10.25
142	4111061323	Nabi Hossain	Male	23	Late. Abul Kalam	Student	6	20000	170	20170	22.5	5.88	26.13

Sl. No	Reference No	Name of AP	Sex	Age	Father/ Husband Name	Main Occupation	HHH Size	Distribution Of Affected Households' Income			Percentage Of Loss (Land)		
								HHH Monthly Income From Primary Source	HHH Monthly Income From Secondary Source	HHH Monthly Total Income	Total Land Of Affected Hhs (in Dec)	Affect ed Land (in Dec)	% Of Affect ed Land
143	41110613 24	Dalower	Male	40	Late. Mohizuddin	Teacher (Non-Govt.)	2	13000	0	13000	268	0.5	0.19
144	41110613 25	Abul Hossain	Male	35	Late. Hazarat Ali	Agricultural Laborer	4	4000	100	4100	28.5	3.15	11.05
145	41110613 26	Md. Babul Hossain	Male	36	Late. Hazarat Ali	Agricultural Laborer	5	6000	4200	10200	32.75	3.15	9.62
146	41110613 27	Habib Ullah	Male	40	Late. Abdul Awal	Abroad	4	13000	1000	14000	172.5	20.17	11.69
147	41110613 28	Mofizul	Male	40	Late. Hazarat Ali	Hand/Power Loom Worker	4	4500	460	4960	26	0.58	2.23
148	41110613 29	Md. Kaiyom Miah	Male	44	Late. Kamor Uddin Bhuiyan	Grocery Shop	4	13000	0	13000	62.1	1.815	2.92
149	41110613 33	A.B.M Mannan Ramiji	Male	66	Late. Ramiz Uddin	Agricultural Work	6	42000	0	42000	74	3.75	5.07
150	41110613 35	Hannan Ramiji	Male	62	Late. Ramiz Uddin	Agricultural Work	5	14000	0	14000	212	50.67	23.9
151	41110613 36	Mofizul	Male	37	Late. Ismail	Auto Driver	4	10000	140	10140	96	3.92	4.08
152	41110613 37	Shahajalal	Male	30	Late. Solaiman	Vegetable Shop	5	15000	212	15212	36	4	11.11
153	41110613 38	Abad Ullah	Male	30	Late. Hazarat Ali	Hand/Power Loom Worker	4	6500	0	6500	27	0.58	2.15
154	41110613 40	Barek	Male	60	Late. Kamor Uddin Bhuiyan	Cloth Shop	4	22000	2100	24100	109.1	1.815	1.66
155	41110613 41	Sharif	Male	11	Late. Helal Uddin	Student	3	2000	50	2050	29	5	17.24
156	41110613 42	Monir Hossain	Male	40	Late. Kafil Uddin	Day Labour	6	6000	1060	7060	69	5.17	7.49
157	41110613 43	Md. Arju Miah	Male	34	Late. Sona Miah	Grocery Shop	4	15000	170	15170	40	5	12.5
158	41110613 44	Ekbal Bin Siddik	Male	50	Late. Siddik	Furniture Shop	5	20000	70	20070	26	1	3.85
159	41110613 45	Kamal Uddin	Male	67	Late. Abdul Mazid	Agricultural Work	7	31500	0	31500	117	1	0.85
160	41110613 46	Sohid Ullah	Male	34	Late. Hazarat Ali	Hand/Power Loom	5	15000	460	15460	27	0.58	2.15

Sl. No	Reference No	Name of AP	Sex	Age	Father/ Husband Name	Main Occupation	HHH Size	Distribution Of Affected Households' Income			Percentage Of Loss (Land)		
								HHH Monthly Income From Primary Source	HHH Monthly Income From Secondary Source	HHH Monthly Total Income	Total Land Of Affected Hhs (in Dec)	Affect ed Land (in Dec)	% Of Affect ed Land
161	4111061347	Arif	Male	15	Late. Helal Uddin	Unemployed (Disable)	3	2000	50	2050	29	5	17.24
162	4111061348	Minnot Ali	Male	79	Late. Darogali Bepari	Agricultural Work	6	19000	0	19000	269	6.92	2.57
163	4111061349	Majibar Rahman	Male	60	Late. Abdul Barek	Rice Business	4	25000	1800	26800	115	5.87	5.1
164	4111061350	Md. Abdul Matin	Male	62	Late. Kamor Uddin Bhuiyan	Service (Govt.)	3	30000	0	30000	47.1	0.25	0.53
165	4111061351	Kabir	Male	50	Late. Kamor Uddin Bhuiyan	Chemical Business	4	35000	2100	37100	109.1	1.94	1.78
166	4111061352	Harisul Haque	Male	31	Late. Kamor Uddin Bhuiyan	Imam	4	7000	700	7700	88	1.94	2.2
167	4111061353	Nazrul Islam	Male	34	Late. Awal	Abroad	5	16000	650	16650	53	13.62	25.7
168	4111061354	Md. Shahab Uddin	Male	81	Late. Ahmmad Ali	Aged	5	8000	140	8140	94	3.92	4.17
169	4111061355	Aman Ullah	Male	39	Late. Hazarat Ali	Cloth Shop	4	16000	0	16000	27	0.58	2.15
170	4111061356	Hossain Ali	Male	60	Late. Asmot Ali	Business	7	63000	100	63100	86	3.15	3.66
171	4111061357	Abdur Rauf	Male	70	Late. Dr. Mahiz Uddin	Agricultural Work	7	208700	0	208700	720	29.91	4.15
172	4111061358	Monir Hossain	Male	28	Late. Hazarat Ali	Van Driver	4	8000	100	8100	33	3.15	9.55
173	4111061359	Nazrul Islam	Male	35	Late. Md. Abdul Baten	Service(Non-Govt.)	2	35000	0	35000	26	0.25	0.96
174	4111061360	Abdur Rouf	Male	73	Late. Mofizuddin	Agricultural Work	5	56000	5000	61000	321.5	0.25	0.08
175	4111061362	Aminul Islam	Male	33	Late. Md. Abdul Baten	Service (Govt.)	4	30000	0	30000	26	0.25	0.96
176	4111061363	Abdul Awal	Male	45	Late. Abdul Latif	Hand/Power Loom Worker	4	10000	880	10880	80	5.72	7.15
177	4111061364	Zaman	Male	46	Late. Kamij Uddin	Business	5	20000	160	20160	78	4.5	5.77
178	4111070167	Rafiqul Islam	Male	30	Abdul Baten	Hand/Power Loom Worker	4	8000	475	8475	42	18	42.86

Sl. No	Reference No	Name of AP	Sex	Age	Father/ Husband Name	Main Occupation	HHH Size	Distribution Of Affected Households' Income			Percentage Of Loss (Land)		
								HHH Monthly Income From Primary Source	HHH Monthly Income From Secondary Source	HHH Monthly Total Income	Total Land Of Affected Hhs (in Dec)	Affect ed Land (in Dec)	% Of Affect ed Land
179	4111070168	Ahamad Ali	Male	55	Late. Hazi Aftab Uddin	Service(Non-Govt.)	3	30000	220	30220	138	6.25	4.53
180	4111070169	Abdus Salam	Male	62	Late. Abdul Aziz	Agricultural Laborer	8	20000	1790	21790	88	27.95	31.76
181	4111070170	Md. Habibur Rahaman	Male	73	Late. Baleyet Hossen	Retired	9	59000	2800	61800	255	13.125	5.15
182	4111070171	Md. Siddiqur Rahaman	Male	49	Late. Mirza Mozibur Rahman	Business	5	35000	800	35800	88	5.125	5.82
183	4111070172	Md. Abul Hossain	Male	49	Late. Abdul Malek	Teacher (Non-Govt.)	6	15000	1760	16760	197	7	3.55
184	4111070173	Md. Misir Ali Bhuiyan	Male	40	Late. Habibur Rahman	Selling Of Open Place	8	41000	0	41000	66	1.5	2.27
185	4111070174	Md. Nasir Ahammed	Male	20	Late. Kabir Hossen	Day Labour	4	4000	690	4690	78	19.5	25
186	4111070175	Dr. Abdul Halim	Male	56	Late. Md. Jomsher Ali	Medicine Shop	6	63000	220	63220	124	6.25	5.04
187	4111070176	Md. Motalib Miah	Male	53	Late. Aich Ali	Agricultural Work	5	35250	0	35250	128	6.25	4.88
188	4111070178	Afaz Uddin	Male	62	Late. Somir Uddin	Cloth Shop	5	30000	390	30390	88	11.125	12.64
189	4111070179	Md. Ismail	Male	41	Late. Hazrat Ali	Abroad	4	16000	220	16220	169	6.25	3.7
190	4111070180	Abdul Oahed	Male	42	Late. Abdul Aziz	Cloth Shop	4	20000	1040	21040	52	29.5	56.73
191	4111070190	Md. Abul Kalam	Male	58	Late. Abdul Aziz	Employee (Industry,Garments,Co nstruction,Transport)	3	12000	1000	13000	110	3	2.73
192	4111070191	Md. Abdul Baten Bhuiyan	Male	60	Late. Billat Ali	Business	3	12000	430	12430	171	26.375	15.42
193	4111080192	Abdul Based Bhuiyan	Male	63	Late. Mohammed Bhuiyan	Agricultural Work	3	13000	0	13000	105	6	5.71
194	4111080193	Md. Hasan Ali	Male	65	Late. Ibrahim	Day Labour	7	45000	200	45200	44	5.63	12.8
195	4111080194	Abdul Hannan	Male	44	Late. Abdul Gofur	Abroad	4	18000	700	18700	48	5.62	11.71

Sl. No	Reference No	Name of AP	Sex	Age	Father/ Husband Name	Main Occupation	HHH Size	Distribution Of Affected Households' Income			Percentage Of Loss (Land)		
								HHH Monthly Income From Primary Source	HHH Monthly Income From Secondary Source	HHH Monthly Total Income	Total Land Of Affected Hhs (in Dec)	Affect ed Land (in Dec)	% Of Affect ed Land
196	4111080195	Md. Kabir Hossain	Male	27	Late. Jomsher Ali Bhuiyan	Service(Non-Govt.)	4	20000	1000	21000	139	32.5	23.38
197	4111080196	Bhauddin	Male	43	Late. Idris Ali	Abroad	5	20000	1000	21000	146	19	13.01
198	4111090198	Md. Anower Hossain	Male	37	Late. Abdur Razzak Miah	Poultry	5	12000	700	12700	31.7	4.38	13.82
199	4111090199	Md. Shafiqul Islam	Male	33	Late. Abdur Razzak	Teacher (Non-Govt.)	4	8000	110	8110	35.7	4.38	12.27
200	4111090200	Rotan	Male	35	Late. Sadar Ali	Hand/Power Loom	4	11500	530	12030	37	2.375	6.42
201	4111090201	Md. Kobir Hossen	Male	27	Late. Jomsher Ali (Jongsu)	Service(Non-Govt.)	4	20000	100	20100	77	2.75	3.57
202	4111090202	Nasir Uddin	Male	35	Late. Sana Ullah	Agricultural Laborer	5	10400	2100	12500	87	5.705	6.56
203	4111090203	Anowar	Male	36	Late. Mohammad Ali	Abroad	5	22000	220	22220	77	6.33	8.22
204	4111090204	Azim Uddin	Male	55	Late. Ansar Ali	Poultry	6	25000	2100	27100	138.5	7.84	5.66
205	4111090205	Md. Abu Musa	Male	44	Late. Samir Uddin	Service(Non-Govt.)	5	12000	220	12220	66	6.34	9.61
206	4111090206	Zakaria	Male	50	Late. Kofil Uddin	Agricultural Laborer	7	18500	420	18920	82	16.83	20.52
207	4111090207	Md. Hanifa	Male	44	Late. Abdul Mannan	Service (Govt.)	5	9000	400	9400	43	6.33	14.72
208	4111090208	Md. Balayet Hossain	Male	44	Late. Abdur Razzak	Service(Non-Govt.)	4	11500	1500	13000	83.7	4.38	5.23
209	4111090209	Abdul Aziz Miah	Male	75	Late. Fazor Ali	Agricultural Work	4	1200	0	1200	82.7	4.38	5.3
210	4111090210	Abdul Hakim	Male	58	Late. Nayeb Ali Master	Grocery Shop	9	50000	600	50600	32.7	0.7	2.14
211	4111090211	Md. Abdul Motin	Male	57	Late. Nayeb Ali Master	Kazi	7	32000	240	32240	37.7	0.7	1.86
212	4111090212	Ataullah	Male	46	Late. Mohammad Ali	Agricultural Work	4	5000	0	5000	101	3.21	3.18
213	4111090213	Md. Hanif	Male	35	Late. Idris Ali	Day Labour	4	3500	100	3600	22	3.21	14.59

Sl. No	Reference No	Name of AP	Sex	Age	Father/ Husband Name	Main Occupation	HHH Size	Distribution Of Affected Households' Income			Percentage Of Loss (Land)		
								HHH Monthly Income From Primary Source	HHH Monthly Income From Secondary Source	HHH Monthly Total Income	Total Land Of Affected Hhs (in Dec)	Affect ed Land (in Dec)	% Of Affect ed Land
214	4111090214	Baha Uddin	Male	43	Late. Idris Ali	Abroad	5	20000	280	20280	109	8	7.34
215	4111090215	Motin	Male	45	Late. Hazi Abdul Barek	Mechanic Shop	4	15000	135	15135	97	2.9375	3.03
216	4111090216	Bosor (Abul Basar)	Male	60	Late. Hazi Abdul Barek	Mechanic Shop	3	30000	135	30135	97	2.9375	3.03
217	4111090217	Salam	Male	45	Late. Hazi Abdul Barek	Business	5	13000	135	13135	96	2.9375	3.06
218	4111090218	Khokon Miah	Male	32	Late. Sahaz Uddin Miah	Abroad	3	15000	300	15300	20	2.9375	14.69
219	4111090219	Ynus Miah	Male	38	Late. Sahad Uddin	Day Labour	5	5500	135	5635	14	2.9375	20.98
220	4111090223	Joynal Abadin	Male	36	Late. Sahaj Uddin	Agricultural Laborer	6	6000	300	6300	19	2.9375	15.46
221	4111090224	Md. Abul Hossan	Male	49	Late. Abdul Malak	Teacher (Non-Govt.)	6	15000	245	15245	57.7	0.7	1.21
222	4111090225	Md.Noman	Male	53	Late. Mosla Uddin	Agricultural Laborer	8	56000	340	56340	272	9.67	3.56
223	4111090226	Suraj Miah	Male	82	Late.Matbor Ali	Aged	4	30000	2000	32000	113	5.68	5.03
224	4111090227	Bokul Miah	Male	40	Late. Siraz Uddin	Abroad	5	20000	590	20590	47	10	21.28
225	4111090228	Nasir Ahmed	Male	20	Late. Kabir Hossan	Day Labour	4	4000	110	4110	63	3.21	5.1
226	4111090229	Md. Sahabuddin	Male	53	Late. Idris Ali	Day Labour	5	27000	280	27280	109	8	7.34
227	4111090230	Md. Abdul Rob Miah	Male	50	Late. Ahmmad Ali	Hand/Power Loom	5	54000	100	54100	100	3.21	3.21
228	4111090231	Md. Habibur Rahaman Bhuiyan	Male	41	Late. Nobi Hossain	Service(Non-Govt.)	5	30000	4100	34100	1060	20.28	1.91
229	4111090232	Md. Zakir Hossain	Male	38	Late. Ahammed Ali	Abroad	4	25000	1000	26000	65	7.595	11.68
230	4111090233	Md. Shajahan Ali	Male	40	Late. Mohammad Ali	Abroad	4	20000	265	20265	65	7.595	11.68
231	4111090234	Md. Siddiqur Rahaman	Male	73	Late. Md. Nayeb Ali Master	Retired	6	40000	2000	42000	94.7	11.7	12.35

Sl. No	Reference No	Name of AP	Sex	Age	Father/ Husband Name	Main Occupation	HHH Size	Distribution Of Affected Households' Income			Percentage Of Loss (Land)		
								HHH Monthly Income From Primary Source	HHH Monthly Income From Secondary Source	HHH Monthly Total Income	Total Land Of Affected Hhs (in Dec)	Affect ed Land (in Dec)	% Of Affect ed Land
232	4111090235	Md. Shajahan Mia	Male	56	Late. Nurul Islam	Business	4	20000	1130	21130	64	7.75	12.11
233	4111090236	Md. Ohidul Islam	Male	34	Late. Nurul Islam	Business	6	15000	3100	18100	122	7.75	6.35
234	4111090237	Hazi Abu Sayeed Bhuiyan	Male	60	Late. Amzad Ali Bhuiyan	Cotton Busniss	4	25000	5000	30000	321	1.625	0.51
235	4111090238	Md. Monir Hossain	Male	40	Late. Razzob Ali	Day Labour	6	6000	1000	7000	38	3.33	8.76
236	4111090239	Abul Miah	Male	35	Late. Razzob Ali	Mason	6	11500	1000	12500	56	5.715	10.21
237	4111090240	Nikail Miah (Mikail)	Male	55	Late. Solaiman	Agricultural Work	5	32396	0	32396	93	7.825	8.41
238	4111090241	Idris Ali	Male	48	Mohmmmed Ali	Huckstar	5	10000	220	10220	77	6.33	8.22
239	4111090242	Abul Hossain	Male	49	Late. Mohammad Ali	Agricultural Laborer	4	23000	1500	24500	77	13.935	18.1
240	4111100243	M. A. Basar	Male	47	Late. Hazi Abdul Bari	Service(Non-Govt.)	3	38000	1000	39000	86	6.9375	8.07
241	4111100244	Md. Abdul Motin	Male	45	Late. Hazi Abdul Barek	Electronic Business/ Shop	4	15000	1000	16000	86	6.9375	8.07
242	4111100245	Abdul Baten	Male	55	Late. Kuddus Ali	Cloth Shop	4	20000	1272	21272	91	5.7	6.26
243	4111100247	Mahmud Ullah	Male	24	Md. Hosen Ali	Abroad	4	25000	0	25000	152	4	2.63
244	4111100248	Atta Ulla	Male	23	Md. Hosen Ali	Abroad	2	15000	240	15240	44	4	9.09
245	4111100249	Zakaria	Male	58	Late. Kofil Uddin	Agricultural Laborer	7	19000	880	19880	76	5.7	7.5
246	4111110250	Samsul Haque	Male	61	Late. Motin Islam (Motiul Islam)	Service(Non-Govt.)	3	7000	70	7070	40.5	3.65	9.01
247	4111110251	Amdadul Haque	Male	57	Late. Motin Islam (Motiul Islam)	Tea Stall	5	12500	0	12500	41	3.63	8.85
248	4111110252	Salah Uddin	Male	30	Karim	Grocery Shop	6	15000	0	15000	29	0.5	1.72
249	4111110253	Masud	Male	42	Late. Abdul Malek	Abroad	2	50000	70	50070	42	3.66	8.71

Sl. No	Reference No	Name of AP	Sex	Age	Father/ Husband Name	Main Occupation	HHH Size	Distribution Of Affected Households' Income			Percentage Of Loss (Land)		
								HHH Monthly Income From Primary Source	HHH Monthly Income From Secondary Source	HHH Monthly Total Income	Total Land Of Affected Hhs (in Dec)	Affect ed Land (in Dec)	% Of Affect ed Land
250	4111110254	Anower Sadat	Male	26	Late. Abu Sayeed	Service(Non-Govt.)	2	20000	97	20097	5.8	2.75	47.41
251	4111110255	Md. Soruz Mia	Male	78	Late. Basu Miah	Agricultural Work	2	12100	0	12100	49	1.33	2.71
252	4111110256	Tara Miah	Male	65	Late. Basu Miah	Agricultural Work	3	15000	0	15000	49	1.33	2.71
253	4111110257	Nure Alom	Male	41	Late. Ohid	Abroad	4	20000	500	20500	39	2.75	7.05
254	4111110258	Shadekur Rahman	Male	35	Late. Malek	Service(Non-Govt.)	2	26000	40	26040	3.42	1.21	35.38
255	4111110259	Md. Majibur Rahman	Male	45	Late. Malek	Employee (Industry,Garments,Construction,Transport)	6	17000	40	17040	3.42	1.21	35.38
256	4111110260	Md. Khalek	Male	70	Late. Montaz Uddin	Agricultural Laborer	3	23000	40	23040	11.45	1.22	10.66
257	4111110261	Md. Saiful Islam	Male	55	Late. Mizanur Rahman	Grocery Shop	9	38000	40	38040	8	1.1	13.75
258	4111110262	Jasim Uddin	Male	60	Late. Mizanur Rahman	Fruit Shop	5	30000	40	30040	8	1.1	13.75
259	4111110263	Abu Sayeed	Male	46	Late. Md. Khorshed Ali	Service(Non-Govt.)	3	10000	2300	12300	109	7	6.42
260	4111110264	Kawser	Male	20	Late. Alomgir	Tailoree	4	10000	2500	12500	108	5.45	5.05
261	4111110265	Lokman	Male	50	Late. Solaiman	Day Labour	4	12000	190	12190	28	5.45	19.46
262	4111110266	Mahabub	Male	32	Late. Abdul Barek	Hand/Power Loom	4	8000	60	8060	21	0.58	2.76
263	4111110267	Himu	Male	32	Late. Abdul Malek	Abroad	2	22000	70	22070	40.5	3.63	8.96
264	4111110268	Habibur	Male	30	Late. Abdul Barek	Employee (Industry,Garments,Construction,Transport)	3	12500	20	12520	20.5	0.58	2.83
265	4111110269	Motakabbir	Male	19	Late. Abdul Barek	Student	3	8000	50	8050	22	0.58	2.64
266	4111110279	Salah Uddin Azizi	Male	59	Late. Abdul Aziz	Journalist	5	20000	40	20040	81	6.5	8.02

Sl. No	Reference No	Name of AP	Sex	Age	Father/ Husband Name	Main Occupation	HHH Size	Distribution Of Affected Households' Income			Percentage Of Loss (Land)		
								HHH Monthly Income From Primary Source	HHH Monthly Income From Secondary Source	HHH Monthly Total Income	Total Land Of Affected Hhs (in Dec)	Affect ed Land (in Dec)	% Of Affect ed Land
267	4111110281	Md. Abdul Zabber (Sohel)	Male	37	Late. Moniruzzaman Mollah	Service(Non-Govt.)	3	55000	0	55000	75	6.5	8.67
268	4111110282	Md. Khalekuzzaman Mollah	Male	62	Late. Abdul Aziz	Contractor	4	30000	8000	38000	93	6.5	6.99
269	4111110285	Md. Amir Hossain	Male	35	Late. Badsha Miah	Hand/Power Loom Worker	4	12000	800	12800	20	3	15
270	4111110286	Md. Delowar Hossain	Male	53	Late. Badsha	Cow/Got/Duck/Chicken/Bird Seller	7	36000	4000	40000	28	3	10.71
271	4111110287	Md. Yia Hia	Male	48	Late. Ohid	Livestock	6	12000	2000	14000	39	2.75	7.05
272	4111110288	Md. Kobir	Male	45	Late. Ohid	Abroad	3	15000	530	15530	39	2.75	7.05
273	4111110289	Abul Hasem	Male	45	Late. Zalil	Retired	8	17000	100	17100	12	2.75	22.92
274	4111110290	Md. Joynal Miah	Male	56	Late. Mobarak Hossen	Agricultural Work	5	25200	0	25200	324	18.35	5.66
275	4111110291	Mozammel Bhuiyan	Male	78	Late. Shumsul Hoque Bhuiyan	Aged	8	33000	2100	35100	92	7.84	8.52
276	4111110292	Md. Abdul Kadir	Male	28	Mofiz Uddin	Agricultural Work	4	24600	0	24600	19	16	84.21
277	4111110293	Akhtaruzzaman	Male	60	Late. Askor Ali	Selling Of Open Place	7	12000	260	12260	37	7.33	19.81
278	4111110294	Md. Faruk Bhuiyan	Male	45	Late. Arfan Bhuiyan	Abroad	2	50000	4500	54500	460.5	17.705	3.84
279	4111110295	Md. Halim	Male	57	Late. Abdul Gofur	Hand/Power Loom	5	50000	160	50160	135	4.5	3.33
280	4111110296	Md. Jayeed Ali	Male	44	Late. Shamsu Uddin	Abroad	5	12000	1500	13500	73	7	9.59
281	4111110297	Haris Mia	Male	71	Late. Tota Miah	Agricultural Work	6	13000	0	13000	118	15.5	13.14
282	4111110298	Md. Isahak	Male	50	Late. Md. Zalil	Hand/Power Loom Worker	5	11500	1000	12500	26	2.75	10.58
283	4111110299	Md. Billal Hossain	Male	40	Late. Badsha Miah	Agricultural Work	5	4000	2000	6000	29	3	10.34

Sl. No	Reference No	Name of AP	Sex	Age	Father/ Husband Name	Main Occupation	HHH Size	Distribution Of Affected Households' Income			Percentage Of Loss (Land)		
								HHH Monthly Income From Primary Source	HHH Monthly Income From Secondary Source	HHH Monthly Total Income	Total Land Of Affected Hhs (in Dec)	Affect ed Land (in Dec)	% Of Affect ed Land
284	4111110300	Hazrot Ali	Male	52	Late. Afsar Uddin	Grocery Shop	4	25000	200	25200	21.5	2.75	12.79
285	4111110301	Keramot Ali	Male	41	Late. Afsar Uddin	Day Labour	4	26000	170	26170	23.5	2.75	11.7
286	4111110302	Md. Yousuf	Male	40	Late. Abdul Zalil	Abroad	4	12000	100	12100	9.5	2.75	28.95
287	4111110304	Abdul Hai Mollah	Male	64	Late. Abdul Khalek Mollah	Contractor	7	78000	1500	79500	175	25.625	14.64
288	4111110305	Md. Abul Kasem	Male	56	Late. Md. Zalil	Agricultural Laborer	7	18000	100	18100	28	2.75	9.82
289	4111110306	Md. Samsul Haque	Male	57	Late. Askor Ali	Business	7	20000	260	20260	21.5	7.33	34.09
290	4111110307	Mahasin Mia	Male	64	Late. Abdus Sobahan	Agricultural Work	6	33600	0	33600	137	4.6	3.36
291	4111110308	Abdur Rahim	Male	50	Late. Abdur Rahaman	Day Labour	5	13500	135	13635	69	4.6	6.67
292	4111110310	Md. Serazul Haque	Male	70	Late. Motin Islam	Agricultural Work	7	22900	0	22900	63	3.63	5.76
293	4111110311	Md. Nurul Islam	Male	63	Late. Azizur Rahman	Cloth Shop	7	19000	280	19280	240	5.45	2.27
294	4111110312	Md. Abul Kalam	Male	63	Late. Nowab Ali	Agricultural Work	9	24800	0	24800	91	7	7.69
295	4111110313	Md. Abul Hasem	Male	65	Late. Nowab Ali	Contractor	7	67000	3000	70000	170	12.7	7.47
296	4111110314	Shamim	Male	28	Md. Mohosin	Hand/Power Loom Worker	4	8000	135	8135	65	4.6	7.08
297	4111110315	Nobi Hossain	Male	76	Late. Mosur Ali	Aged	3	8000	0	8000	146	11.85	8.12
298	4111110316	Md. Zakir Miah	Male	42	Late. Abdul Berek	Hand/Power Loom Worker	8	12000	55	12055	22	0.58	2.64
299	4111110317	Ibrahim	Male	31	Late. Abdul Motalib	Hand/Power Loom Worker	6	4000	75	4075	53.5	5.49	10.26
300	4111110319	Md. Masum	Male	32	Mohosin Mollah	Hand/Power Loom Worker	7	16000	0	16000	102	2.34	2.29
301	4111110320	Md. Nurul Islam	Male	52	Late. Satter	Day Labour	6	15000	500	15500	83	7.41	8.93

Sl. No	Reference No	Name of AP	Sex	Age	Father/ Husband Name	Main Occupation	HHH Size	Distribution Of Affected Households' Income			Percentage Of Loss (Land)		
								HHH Monthly Income From Primary Source	HHH Monthly Income From Secondary Source	HHH Monthly Total Income	Total Land Of Affected Hhs (in Dec)	Affect ed Land (in Dec)	% Of Affect ed Land
302	4111110321	Motin	Male	46	Sadot Ali	Day Labour	6	12000	600	12600	68.5	3.17	4.63
303	4111110322	Mazaharul Islam	Male	40	Mozibur Rahman	Computer Shop	4	20000	815	20815	479	23	4.8
304	4111110323	Abdul Awal	Male	59	Hus: Lal Miah	Day Labour	4	32000	1000	33000	37.5	0.25	0.67
305	4111110324	Royesh Miah	Male	40	Late. Sadar Ali	Agricultural Work	5	8200	0	8200	50	3.5	7
306	4111110326	Md. Selim	Male	33	Nikail	Abroad	4	44000	250	44250	29	14	48.28
307	4111110327	Abdul Baten	Male	56	Late. Ayet Ali	Hand/Power Loom	3	44000	3000	47000	259	21	8.11
308	4111110328	Mojid Mollah	Male	65	Late. Moher Ali	Agricultural Work	6	25100	0	25100	78	1	1.28
309	4111110329	Md. Suruz Miah	Male	52	Late. Abdul Sobahan	Day Labour	7	18000	135	18135	94	6.93	7.37
310	4111110330	Forid Bhuiyan	Male	35	Late. Arfan Bhuiyan	Agricultural Work	3	13000	0	13000	89.5	17.705	19.78
311	4111110331	Habibur Rahman	Male	37	Late. Hasan Ali	Hand/Power Loom Worker	3	12000	40	12040	38	4.85	12.76
312	4111110332	Asadul Bhuiyan	Male	57	Late. Khoyrot Ali Bhuiyan	Service(Non-Govt.)	4	20000	335	20335	144	10.125	7.03
313	4111110333	Obadul Haq Bhuiyan	Male	73	Late. Khoirot Ali Bhuiyan	Agricultural Work	4	15000	0	15000	143	10.125	7.08
314	4111110334	Johirul Islam	Male	48	Late. Azizur Rahman	Agricultural Work	6	13000	0	13000	194	4.85	2.5
315	4111110335	Joynal Abadin Mollah	Male	49	Late. Zohirul Haque Mollah	Service(Non-Govt.)	6	14000	2000	16000	44.75	2.75	6.15
316	4111110336	Jalal Uddin Mollah	Male	48	Late. Abdul Haque Mollah	Rickshaw Driver	5	16000	100	16100	64.5	4.1	6.36
317	4111110338	Al-Haz Saiful Islam	Male	61	Late. Azizur Rahman	Jute Business	6	15000	0	15000	117	3.75	3.21
318	4111110339	Shafi Uddin Mollah	Male	58	Late. Zayed Ali Mollah	Service(Non-Govt.)	3	118000	2500	120500	86	4	4.65
319	4111110340	Roshid Molla	Male	63	Late. Songser Ali Mollah	Agricultural Work	6	15900	0	15900	103.5	30	28.99

Sl. No	Reference No	Name of AP	Sex	Age	Father/ Husband Name	Main Occupation	HHH Size	Distribution Of Affected Households' Income			Percentage Of Loss (Land)		
								HHH Monthly Income From Primary Source	HHH Monthly Income From Secondary Source	HHH Monthly Total Income	Total Land Of Affected Hhs (in Dec)	Affect ed Land (in Dec)	% Of Affect ed Land
320	4111110341	Abu Siddique Mollah	Male	57	Late. Abdul Khalek Mollah	Business	7	36000	905	36905	49	25.625	52.3
321	4111110342	Motalab Mollah	Male	63	Late. Songser Ali Mollah	Agricultural Work	4	42800	0	42800	88.5	16.5	18.64
322	4111110343	Abdul Awal	Male	58	Late. Momtaz Uddin	Agricultural Work	5	17000	0	17000	66.42	1.47	2.21
323	4111110344	Gofran Bhuiyan	Male	81	Late. Ayet Hosen Bhuiyan	Aged	6	30000	2250	32250	224	1	0.45
324	4111110347	Hasan Ali	Male	81	Late. Cherag Ali	Agricultural Work	7	21350	0	21350	28	10	35.71
325	4111110348	Md. Sumsul Mollah	Male	49	Late. Abdul Khalek Mollah	Day Labour	4	10000	250	10250	34	14.875	43.75
326	4111110349	Md. Jamal Mollah	Male	28	Late. Alauddin Mollah	Mason	3	8800	3700	12500	55	7.1	12.91
327	4111110350	Karim	Male	50	Late. Samu	Grocery Shop	5	15000	3730	18730	56	7.1	12.68
328	4111110351	Md. Shoheb Mollah	Male	46	Late. Chan Miah Mollah	Hand/Power Loom Worker	6	4000	780	4780	31.2	22.125	70.91
329	4111110352	Harun	Male	25	Late. Millat	Driver	3	8000	6730	14730	65	7.1	10.92
330	4111110353	Md. Shor Ali	Male	43	Late. Abdul Malek	Contractor	6	20000	500	20500	21.45	1.22	5.69
331	4111110355	Shofikul	Male	35	Late. Jaynal	Day Labour	4	11000	1050	12050	51	10.75	21.08
332	4111110356	Md. Anowar Hossen	Male	45	Late. Saij Uddin	Day Labour	5	12000	100	12100	75	2.5	3.33
333	4111110357	Md. Kamal	Male	35	Late. Abdus Zaman	Business	5	18000	1000	19000	28	7.34	26.21
334	4111110358	Md. Babu	Male	42	Late. Abdul Malek	Service (Govt.)	5	40000	70	40070	40.5	3.63	8.96
335	4111110360	Md. Delower	Male	25	Abdur Rahman	Hand/Power Loom Worker	2	7500	0	7500	73	3.63	4.97
336	4111110361	Md. Selim	Male	27	Md. Mohosin	Hand/Power Loom Worker	4	15000	135	15135	117	4.6	3.93
337	4111110362	Abdur Rashid	Male	55	Late. Basu Miah	Day Labour	4	24500	110	24610	50	1.34	2.68

Sl. No	Reference No	Name of AP	Sex	Age	Father/ Husband Name	Main Occupation	HHH Size	Distribution Of Affected Households' Income			Percentage Of Loss (Land)		
								HHH Monthly Income From Primary Source	HHH Monthly Income From Secondary Source	HHH Monthly Total Income	Total Land Of Affected Hhs (in Dec)	Affect ed Land (in Dec)	% Of Affect ed Land
338	4111110363	Kawser Uddin Mollah	Male	38	Late. Zahirul Haque Mollah	Service(Non-Govt.)	5	20000	2000	22000	44.75	2.75	6.15
339	4111110364	Monir Hossain	Male	31	Abdur Rahman	Hand/Power Loom Worker	5	13000	70	13070	74	3.66	4.95
340	4111110365	Md. Israil	Male	67	Late. Solaiman	Hand/Power Loom Worker	7	20000	3000	23000	73	5.45	7.47
341	4111120368	Md. Sirajul Islam	Male	53	Late. Moksud Ali	Agricultural Work	7	30350	0	30350	55	12	21.82
342	4111120369	Md. Nobi Hossain	Male	55	Late. Moksud Ali	Agricultural Work	7	29400	0	29400	91	6	6.59
343	4111120370	Iqbal Hossain	Male	28	Late. Amir Ali	Abroad	3	15000	2420	17420	20	9.75	48.75
344	4111120371	Romzan Ali	Male	31	Late. Amir Ali	Timber Mechanic	6	12000	242	12242	19	9.75	51.32
345	4111120372	Ibrahim Miah	Male	27	Late. Amir Ali	Timber Mechanic	4	12000	280	12280	26	9.75	37.5
346	4111120373	Abul Kashem	Male	47	Late. Komar Ali	Agricultural Laborer	5	23000	600	23600	33	8	24.24
347	4111120374	Md. Nurul Islam	Male	60	Late. Moksud Ali	Agricultural Work	7	29000	0	29000	40	10	25
348	4111120375	Md. Rafiqul Islam	Male	52	Late. Komor Ali	Agricultural Work	7	32000	0	32000	78	11	14.1
349	4111120376	Md. Zakaria	Male	40	Late. Omar Ali	Day Labour	5	13000	250	13250	45	4	8.89
350	4111120377	Md. Abed Ali	Male	65	Late. Abdur Rahman	Agricultural Work	4	17600	0	17600	117	39.25	33.55
351	4111140378	Asgor Ali	Male	70	Late. Monsur Ali	Retired	8	17000	1100	18100	63	4.78	7.59
352	4111140379	MD. Billal Hossain	Male	48	Late. Habibur Rahman	Contractor	5	18000	0	18000	23	0.88	3.83
353	4111140380	Mahfuz Miah	Male	30	Late. Abdur Rahaman	Service(Non-Govt.)	2	12000	300	12300	41	9.58	23.37
354	4111140381	Miraz Ahammed	Male	28	Late. Mohi Uddin (Monu Miah)	Service(Non-Govt.)	1	25000	760	25760	121	24.3	20.08
355	4111140382	Md. Masum	Male	32	Late. Abdur Rahaman	Imam	3	5000	300	5300	40	9.58	23.95

Sl. No	Reference No	Name of AP	Sex	Age	Father/ Husband Name	Main Occupation	HHH Size	Distribution Of Affected Households' Income			Percentage Of Loss (Land)		
								HHH Monthly Income From Primary Source	HHH Monthly Income From Secondary Source	HHH Monthly Total Income	Total Land Of Affected Hhs (in Dec)	Affect ed Land (in Dec)	% Of Affect ed Land
356	4111140383	Abdul Baset Miah	Male	54	Late. Waz Uddin	Agricultural Laborer	5	13000	370	13370	203	10.5	5.17
357	4111140384	Solaiman	Male	30	Late. Yosuf	Cow/Got/Duck/Chicken/Bird Seller	4	15000	51	15051	33.5	1.45	4.33
358	4111140385	Mukter Hossain	Male	25	Late. Nurul Islam	Mason	3	13000	51	13051	13	1.45	11.15
359	4111140386	Md. Samsul Haque	Male	77	Late. Waz Uddin	Agricultural Work	7	45300	0	45300	213	10.5	4.93
360	4111140387	Md. Sanowar Hossain Sabuz	Male	36	Late. Hasan Mollah	Business	5	13000	51	13051	15	1.45	9.67
361	4111140388	Md. Kamal Hossain	Male	35	Late. Noim Uddin	Mechanic Shop	4	13000	51	13051	19	1.45	7.63
362	4111140393	Md. Nabi Hossain	Male	52	Late. Mommed	Cloth Shop	5	69000	1000	70000	32.5	20	61.54
363	4111140394	Natek Benazir	Male	31	Late. Malek Minar	Business	3	50000	7000	57000	580	45.25	7.8
364	4111140395	Md. Al Amin	Male	34	Abdul Baten	Business	4	32000	115	32115	12.5	8.5	68
365	4111140396	Abul Kalam	Male	31	Late. Nuru Miah	Abroad	5	15000	250	15250	47	10	21.28
366	4111140397	Alauddin	Male	54	Late. Badsha Miah	Van Driver	5	12500	44	12544	74.5	1.25	1.68
367	4111140398	Shabbir Ahammed	Male	33	Late. Moazzem Hossen	Engineer	2	22000	3000	25000	122	19.41	15.91
368	4111140403	Abul Hossain	Male	55	Late. Riaz Uddin Mollah	Employee (Industry,Garments,Construction,Transport)	2	12500	0	12500	8.2	3.33	40.61
369	4111140404	Md. Yunus	Male	50	Late. Nazim Uddin	Mechanic Shop	6	35000	140	35140	32.66	6	18.37
370	4111140405	Momen Miah	Male	40	Late. Md. Abdur Rahaman	Teacher (Non-Govt.)	4	22000	410	22410	160	18.66	11.66
371	4111140406	Md. Mamun Miah	Male	46	Late. Abdur Rahaman	CNG Driver	4	12000	300	12300	100	18.66	18.66
372	4111140408	Md. Serazul Islam	Male	67	Late. Hasen Ali	Teacher (Non-Govt.)	7	40000	10600	50600	513	42.03	8.19

Sl. No	Reference No	Name of AP	Sex	Age	Father/ Husband Name	Main Occupation	HHH Size	Distribution Of Affected Households' Income			Percentage Of Loss (Land)		
								HHH Monthly Income From Primary Source	HHH Monthly Income From Secondary Source	HHH Monthly Total Income	Total Land Of Affected Hhs (in Dec)	Affect ed Land (in Dec)	% Of Affect ed Land
373	4111140409	Md. Askar Ali	Male	59	Late. Monsur Ali	Agricultural Laborer	5	14000	1000	15000	126.5	20.64	16.32
374	4111140410	Md. Hamidul Haque	Male	56	Late. Zohirul Haque	Engineer	4	20000	1000	21000	99	25	25.25
375	4111140411	Humayun Kabir	Male	65	Late. Sadek Mollah	Hand/Power Loom	3	50000	15000	65000	163	16.5	10.12
376	4111140412	Md. Gias Uddin Mollah	Male	57	Md. Hafiz Uddin Mollah	Business	7	85000	230	85230	38	6.34	16.68
377	4111140413	Md. Faruk Hossain	Male	53	Late. Anower Hossen	Stationery Shop	6	20000	1325	21325	91	37.5	41.21
378	4111140414	A.M. Bodrruzaman Khan	Male	70	Late. Ofiqur Rahman Khan	Business	6	72000	10000	82000	538	38	7.06
379	4111140415	A.N.M. Shafiullah Khalid	Male	38	Late. A.N.M. Sowkatul Islam	Business	3	75000	5000	80000	105	25	23.81
380	4111140416	Md. Nasir Uddin Mollah	Male	61	Late. Samsuddin Mollah	Hand/Power Loom	4	75000	500	75500	233	1.45	0.62
381	4111140417	Amir Uddin Mollah	Male	85	Late. Habiz Uddin Mollah	Retired	6	12000	300	12300	105	6.34	6.04
382	4111140418	Md. Chan Mia	Male	84	Late. Sonali Prodhan	Retired	2	9500	3000	12500	366.5	14	3.82
383	4111140419	Md. Minhaz Ahammed	Male	25	Late. Mohi Uddin Ahmed	Service(Non-Govt.)	2	25000	1000	26000	93	19.41	20.87
384	4111140420	Md. Alauddin	Male	52	Late. Kashem Ali	Agricultural Work	7	61300	15000	76300	206	14	6.8
385	4111140421	Rabbi Miah	Male	21	Late. Md. Abdul Gaffar	Student	6	50000	2600	52600	217	32	14.75
386	4111140422	Md. Ali Hossain	Male	42	Late. Nazim Uddin	Abroad	6	20000	0	20000	20	1	5
387	4111140423	Md. Ataur Rahman Khan	Male	67	Late. Ofiqur Rahman Khan	Business	5	306000	10000	316000	853	52.25	6.13
388	4111140425	Golam Mostafa	Male	63	Late. Riaz Uddin Mollah	Servayer	4	26000	3000	29000	18.2	6.33	34.78
389	4111140426	Md. Fazlul Haque	Male	49	Late. Asraf Ali	Grocery Shop	4	13500	500	14000	209	8	3.83

Sl. No	Reference No	Name of AP	Sex	Age	Father/ Husband Name	Main Occupation	HHH Size	Distribution Of Affected Households' Income			Percentage Of Loss (Land)		
								HHH Monthly Income From Primary Source	HHH Monthly Income From Secondary Source	HHH Monthly Total Income	Total Land Of Affected Hhs (in Dec)	Affect ed Land (in Dec)	% Of Affect ed Land
390	4111140427	Nurul Islam	Male	55	Late. Oaz Uddin	Agricultural Laborer	5	13000	2000	15000	203	10.5	5.17
391	4111140428	Md. Enamul Haque	Male	30	Late. Abdul Mannan	Medicine Shop	8	32000	3500	35500	312	20	6.41
392	4111150432	Md. Monir Hossain	Male	36	Late. Moslem	Auto Driver	4	13000	135	13135	35	4.41	12.6
393	4111150433	Md. Kamal Hossain	Male	32	Late. Moslem	Driver	4	13000	160	13160	35	4.42	12.63
394	4111150434	Md. Sahin Miah	Male	39	Late. Lal Miah	Abroad	3	30000	500	30500	23.75	1.3572	5.71
395	4111150445	Md. Kamal	Male	43	Abdul Kader Miah	Auto Driver	7	11000	250	11250	111	15.5	13.96
396	4111150446	Md. Jasim Uddin Bhuiyan	Male	59	Late. Rahim Uddin Buhuiyan	Service(Non-Govt.)	6	88000	230	88230	197	6.5	3.3
397	4111150447	Md. Jalil Miah	Male	34	Md. Chan Miah	Furniture Shop	4	12000	320	12320	24.34	11.67	47.95
398	4111150448	Hossain Ali	Male	65	Late. Abdul Mazid	Hand/Power Loom	7	76000	590	76590	83	16.75	20.18
399	4111150449	Md. Ripon Miah	Male	27	Late. Jamal Uddin	Electrician	6	40000	1680	41680	31	9.5	30.65
400	4111150450	Judge Miah	Male	48	Late. Lal Miah	Day Labour	6	8000	0	8000	47.75	1.3572	2.84
401	4111150451	Delower Hossen	Male	39	Late. Tota Miah	Imam	6	6000	1450	7450	120	41.5	34.58
402	4111150452	Abdul Kadir Miah	Male	84	Late. Somir Uddin Miah (Dagur Ali)	Aged	6	8000	7000	15000	357.5	23.5	6.57
403	4111150453	Md. Jashim	Male	38	Late. Lal Miah	Auto Driver	3	11500	1100	12600	39.75	1.3571	3.41
404	4111150454	Md. Bashu Miah	Male	57	Late. Monir Uddin	Furniture Shop	8	38000	3100	41100	114.33	11.67	10.21
405	4111150455	Hafij Md. Abu Sayeed	Male	23	Late. Kari Abdul Malek	Teacher (Non-Govt.)	4	12000	600	12600	89	3	3.37
406	4111150456	Mohammad Ali	Male	58	Late. Kalai	Agricultural Work	6	36600	0	36600	287	16.5	5.75
407	4111150457	Rotan Bhuiyan	Male	53	Late. Oaz Uddin Bhuiyan	Grocery Shop	5	10600	2400	13000	233	9.75	4.18

Sl. No	Reference No	Name of AP	Sex	Age	Father/ Husband Name	Main Occupation	HHH Size	Distribution Of Affected Households' Income			Percentage Of Loss (Land)		
								HHH Monthly Income From Primary Source	HHH Monthly Income From Secondary Source	HHH Monthly Total Income	Total Land Of Affected Hhs (in Dec)	Affect ed Land (in Dec)	% Of Affect ed Land
408	4111150458	Rob Miah	Male	43	Sajot Ali	Day Labour	5	8000	370	8370	76.5	14.625	19.12
409	4111150459	Md. Omar Chan	Male	38	Late. Abdur Rahaman	Rickshaw Driver	4	12000	450	12450	21.33	11.66	54.66
410	4111150460	Khokon Bhuiyan	Male	42	Late. Oaz Uddin Bhuiyan	Hardware Shop	5	8000	4770	12770	238	9.75	4.1
411	4111150461	Md. Zaman Miah	Male	32	Late. Moslem Miah	Day Labour	6	28000	150	28150	35	4.42	12.63
412	4111150462	Nazrul Islam	Male	48	Late. Abdur Rahman	Day Labour	4	8500	885	9385	45	0.625	1.39
413	4111150463	Md. Sukkur Ali	Male	79	Late. Abdul Hakim	Aged	11	34000	2650	36650	171	9.5	5.56
414	4111150464	Md. Sahab Uddin	Male	67	Late. Kalai Miah	Agricultural Work	13	61000	0	61000	465	38.125	8.2
415	4111150465	Md. Masum	Male	28	Late. Abdul Zalil	Cloth Shop	5	12000	610	12610	120	17.25	14.38
416	4111160468	Md. Ahammad Ali	Male	60	Late. Kalu Miah	Agricultural Work	8	113100	1200	114300	170.4	0.4	0.23
417	4111160469	Md. Amir Ali	Male	40	Late. Kalu Miah	Stationery Shop	3	7000	1060	8060	50.4	0.4	0.79
418	4111160470	Md. Ali Asgor	Male	54	Late. Kalu Miah	Business	4	13000	650	13650	50.4	0.4	0.79
419	4111160471	Md. Tofazal Hossen	Male	39	Late. Kalu Miah	Teacher (Non-Govt.)	4	16500	0	16500	50.4	0.4	0.79
420	4111160472	Md. Hanif	Male	37	Lal Miah	Abroad	3	40000	2300	42300	81	1.17	1.44
421	4111160473	Md. Al Amin	Male	33	Md. Lal Miah	Day Labour	3	15000	2000	17000	81	1.17	1.44
422	4111160474	Md. Shajahan	Male	39	Md. Lal Miah	Abroad	4	50000	2300	52300	81	1.17	1.44
423	4111160476	Monir Ali Bhuiyan	Male	65	Late. Nasir Uddin	Retired	6	15000	25000	40000	278	6	2.16
424	4111160478	Aminul Haque	Male	58	Late. Abdur Rahaman Master	Imam	3	14000	3100	17100	127	8	6.3
425	4111160479	Md. Abdul Kadir	Male	69	Late. Mizanur Rahman	Retired	9	51000	4700	55700	197	1	0.51

Sl. No	Reference No	Name of AP	Sex	Age	Father/ Husband Name	Main Occupation	HHH Size	Distribution Of Affected Households' Income			Percentage Of Loss (Land)		
								HHH Monthly Income From Primary Source	HHH Monthly Income From Secondary Source	HHH Monthly Total Income	Total Land Of Affected Hhs (in Dec)	Affect ed Land (in Dec)	% Of Affect ed Land
426	4111160480	Sah Alom	Male	50	Afaz Uddin	Agricultural Work	5	29200	1800	31000	53	5	9.43
427	4111160481	Md. Zakir Hossen	Male	38	Late. Abdus Samad	Agricultural Laborer	5	11500	1000	12500	60	28.25	47.08
428	4111160482	Md. Abdur Rahim	Male	75	Late. Mizanur Rahman	Retired	8	11000	3000	14000	51	4.5	8.82
429	4111160483	Md. Basir Uddin	Male	95	Late. Md. Jomir Uddin	Aged	6	31000	2000	33000	422	32.5	7.7
430	4111160484	Abdur Rahman	Male	53	Late. Kalu Miah	Grocery Shop	5	12000	1130	13130	50.4	0.4	0.79
431	4111160485	Md. Anwar	Male	35	Late. Afsar Uddin	Abroad	4	12000	200	12200	24	7.5	31.25
432	4111160486	Md. Alam	Male	40	Late. Afsar Uddin	Driver	5	12000	200	12200	19.5	7.5	38.46
433	4111160487	Md. Karim	Male	55	Late. Afsar Uddin	Agricultural Laborer	4	33000	200	33200	20.5	7.5	36.59
434	4111160488	Abdul Mannan Mollah	Male	48	Late. Kalu Munshi	Hand/Power Loom	6	40000	1600	41600	198	23	11.62
435	4111160489	Md. Nuru Miah	Male	70	Late. Abadullah	Grocery Shop	9	30000	2120	32120	101	5.25	5.2
436	4111160490	Babul Hossain	Male	48	Siraj Bhuiyan	Abroad	4	70000	1000	71000	111	4.25	3.83
437	4111160491	Md. Ali Hossen	Male	50	Late. Azimuddin Prodhan	Homio Dactor	5	16000	6000	22000	152	12.75	8.39
438	4111160492	Md. Hasim	Male	63	Late. Azim Uddin	Business	3	12000	900	12900	238	26	10.92
439	4111160493	Md. Mannan Miah	Male	57	Late. Sariat Ullah Prodhan	Hardware Shop	10	47000	300	47300	174	20.75	11.93
440	4111160494	Md. Mizanur Rahman	Male	52	Late Momin Khan	Tea Stall	5	17500	250	17750	38	4.25	11.18
441	4111160495	Md. Ismail	Male	51	Late. Md. Miaz Uddin	Day Labour	8	50000	212	50212	12.5	2.33	18.64
442	4111160496	Hasan Ali	Male	49	Late. Md. Chand Miah	Business	3	12000	2500	14500	98	7.375	7.53
443	4111160497	Hazi Md. Tara Miah	Male	64	Late. Md. Badsha Miah	Agricultural Work	8	49000	0	49000	411.99	26.25	6.37

Sl. No	Reference No	Name of AP	Sex	Age	Father/ Husband Name	Main Occupation	HHH Size	Distribution Of Affected Households' Income			Percentage Of Loss (Land)		
								HHH Monthly Income From Primary Source	HHH Monthly Income From Secondary Source	HHH Monthly Total Income	Total Land Of Affected Hhs (in Dec)	Affect ed Land (in Dec)	% Of Affect ed Land
444	4111160498	Ynus	Male	38	Lal Miah	Abroad	4	40000	1200	41200	218.01	34.795	15.96
445	4111160499	Md. Lal Miah	Male	85	Late. Badsha Miah	Retired	6	45000	4340	49340	224.99	27.41	12.18
446	4111160500	Md. Amzad Hosen	Male	49	Late. Md. Izzat Ali	Agricultural Laborer	7	27000	600	27600	77	17.5	22.73
447	4111160501	Md. Samsul Haque	Male	57	Late. Sukkur Mahmud	Service (Govt.)	3	32000	1000	33000	218	24.5	11.24
448	4111160502	Md. Omar Faruk	Male	22	Late. Miaj Uddin	Driver	2	12000	212	12212	12.5	2.33	18.64
449	4111160503	Kashem	Male	49	Md. Lal Miah	Abroad	5	15000	2250	17250	81	1.16	1.43
450	4111160504	Afaz Uddin	Male	63	Late. Asmot Ali	Agricultural Work	8	213600	0	213600	262	5	1.91
451	4111160505	Abdul Khalek	Male	40	Late. Miaj Uddin	Vegetable Shop	7	16000	212	16212	12.5	2.34	18.72
452	4111160506	Md. Yunus Ali	Male	42	Late. Miaj Uddin	Vegetable Shop	4	12500	150	12650	12.5	2.33	18.64
453	4111160507	Hasan Ali	Male	80	Late. Jamal Uddin	Retired	6	8000	1800	9800	35	22.25	63.57
454	4111160508	Rahamat Ullah	Male	29	Late. Md. Hasim	Driver	5	49000	500	49500	85	0.25	0.29
455	4111160509	Md. Mubarak	Male	32	Late. Md. Miaj Uddin	Driver	5	12000	200	12200	12.5	2.34	18.72
456	4111170511	Md. Sahanoor Rahman Suzon	Male	30	Late. Md. Billal Hossen	Day Labour	4	11500	1000	12500	53.8	5.33	9.91
457	4111170512	Md. Saiful Islam	Male	36	Late. Md. Billal Hossain	Teacher (Govt.)	4	15000	1000	16000	80.8	25.59	31.67
458	4111170513	Md. Zaman Mia	Male	47	Late Nur Mohammad	Service (Govt.)	4	16000	121	16121	14	4	28.57
459	4111170515	Md. Hasen	Male	42	Late Hakim	Abroad	3	35000	161	35161	9	4.25	47.22
460	4111170516	Md. Kashem	Male	48	Late Hashim Prodhan	Grocery Shop	3	40000	150	40150	9	4.25	47.22

Sl. No	Reference No	Name of AP	Sex	Age	Father/ Husband Name	Main Occupation	HHH Size	Distribution Of Affected Households' Income			Percentage Of Loss (Land)		
								HHH Monthly Income From Primary Source	HHH Monthly Income From Secondary Source	HHH Monthly Total Income	Total Land Of Affected Hhs (in Dec)	Affect ed Land (in Dec)	% Of Affect ed Land
461	4111170517	Md. Selim	Male	42	Late. Hashim Prodhan	Hand/Power Loom Worker	4	12000	141	12141	99	4.25	4.29
462	4111170518	Bokul Miah	Male	42	Late Abdul Aziz	Hand/Power Loom Worker	2	8000	229	8229	14	6.5	46.43
463	4111170519	Md. Manik Miah	Male	40	Late Nur Mohammad	Hand/Power Loom Worker	5	6000	240	6240	23	2.25	9.78
464	4111170520	Md. Ebrahim Miah	Male	72	Late Raji Uddin	Agricultural Work	5	10500	0	10500	190.8	5.33	2.79
465	4111170521	Abdul Ohid	Male	68	Late Abdul Ohab	Agricultural Work	7	27700	0	27700	41	6	14.63
466	4111170522	Amzad Hossain	Male	50	Late Md. Ali	Fruit Shop	5	11000	2000	13000	40.86	6.4	15.66
467	4111170523	Ainal Haque	Male	37	Late Md. Ali	Employee (Industry,Garments,Co nstruction,Transport)	3	12000	1000	13000	40.86	6.4	15.66
468	4111170524	Md. Mojibur Miah	Male	35	Late Md. Ali	Fruit Shop	4	12000	1000	13000	47.86	6.4	13.37
469	4111170525	Rezaul Karim	Male	28	Late Fazlul Haque	Business	2	30000	1958	31958	28.86	6.4	22.18
470	4111170526	Md. Jasim	Male	27	Late. Md. Baset	Hand/Power Loom Worker	3	11500	1000	12500	20.86	6.39	30.63
471	4111170527	Mobarak	Male	45	Late Akkas Ali	Agricultural Laborer	3	25000	500	25500	35.85	6.38	17.8
472	4111170528	Md. Abu Taher	Male	38	Late. Akkas Ali	Business	4	100000	5000	105000	117.85	6.38	5.41
473	4111170529	Md. Somur Uddin	Male	69	Late Md. Mokter	Agricultural Work	8	24300	0	24300	330	8.5	2.58
474	4111170530	Md. Zakir Hossain	Male	38	Late. Kamiz Uddin	Grocery Shop	4	10000	3800	13800	95.46	11.48	12.03
475	4111170531	Md. Nazmul Haque	Male	45	Late Kamij Uddin	Agricultural Laborer	5	6000	1800	7800	95.47	11.5	12.05
476	4111170532	Md. Sohid Ullah	Male	48	Late Kamij Uddin	Contractor	5	20000	1700	21700	95.47	11.51	12.06
477	4111170533	Md. Amzad Hossain	Male	49	Late. Izzot Ali	Agricultural Laborer	7	27000	600	27600	45	3	6.67
478	4111170534	Md. Tara Miah	Male	59	Late Abdul Aziz	Agricultural Laborer	6	31000	700	31700	41	6.5	15.85

Sl. No	Reference No	Name of AP	Sex	Age	Father/ Husband Name	Main Occupation	HHH Size	Distribution Of Affected Households' Income			Percentage Of Loss (Land)		
								HHH Monthly Income From Primary Source	HHH Monthly Income From Secondary Source	HHH Monthly Total Income	Total Land Of Affected Hhs (in Dec)	Affect ed Land (in Dec)	% Of Affect ed Land
479	4111170535	Md. Mozibur Rahman	Male	38	Late. Md. Hashim	Abroad	4	25000	141	25141	9	4.25	47.22
480	4111170536	Md. Monir	Male	42	Late Abdur Rahim	Service(Non-Govt.)	3	25000	2100	27100	125	17.5	14
481	4111170537	Md. Ali Hossen	Male	25	Late Idris Ali	Abroad	3	25000	123	25123	27	3.5	12.96
482	4111170538	Md. Sirajul Islam	Male	34	Late. Idris Ali	Business	4	12500	2000	14500	27	3.5	12.96
483	4111170539	Abdul Awal	Male	60	Late Kalu Munshi	Agricultural Work	6	40000	0	40000	143	15	10.49
484	4111170541	Md. Ima Miah	Male	18	Late Anar Miah	Employee (Industry,Garments,Construction,Transport)	2	11500	1000	12500	52.75	19	36.02
485	4111170542	Tofazzal Miah	Male	45	Late Ramij Uddin	Day Labour	5	4000	960	4960	47	10	21.28
486	4111170543	Sumon	Male	24	Late. Ohid Uddin	Mason	4	5000	126	5126	29.5	19	64.41
487	4111170544	Akbar Hossain	Male	58	Late Abul Hossain	Agricultural Laborer	4	34500	1148	35648	44.5	32.5	73.03
488	4111170545	Abdur Rahman	Male	53	Late Ramij Uddin	Livestock	5	18000	2000	20000	84	15	17.86
489	4111170546	Md. Hasen Ali	Male	56	Late. Abdul Barek	Agricultural Work	8	61180	0	61180	261	25	9.58
490	4111170547	Sirina	Female	40	Late. Foyez Uddin	Housewife	4	13000	4625	17625	160	12	7.5
491	4111170548	Md. Abdul Kadir	Male	68	Late Miznur Rahman	Retired	9	43000	425	43425	92.67	12.01	12.96
492	4111170549	Md. Abdur Rahman	Male	78	Late Miznur Rahman	Agricultural Work	4	6870	0	6870	134.66	16.49	12.25
493	4111170550	Akter Hossen	Male	32	Late Moslem	Day Labour	6	14000	2000	16000	177	12	6.78
494	4111170551	Atab Uddin	Male	51	Late Asmat Ali	Abroad	3	25000	1000	26000	185	14	7.57
495	4111170552	Zakir Hossen	Male	30	Late. Abdus Samad	Day Labour	4	5000	2000	7000	161.67	4.5	2.78
496	4111170553	Dulal Mia	Male	54	Late Md. Abdul Mazid	Abroad	4	45000	3100	48100	258	4.5	1.74

Sl. No	Reference No	Name of AP	Sex	Age	Father/ Husband Name	Main Occupation	HHH Size	Distribution Of Affected Households' Income			Percentage Of Loss (Land)		
								HHH Monthly Income From Primary Source	HHH Monthly Income From Secondary Source	HHH Monthly Total Income	Total Land Of Affected Hhs (in Dec)	Affect ed Land (in Dec)	% Of Affect ed Land
497	4111170554	Hazi. Lal Miah	Male	70	Late Abdur Rashid	Business	9	100000	207	100207	198	5.89	2.97
498	4111170555	Md. Sona Miah	Male	79	Late Abdur Rashid	Agricultural Work	6	6100	0	6100	64	5.88	9.19
499	4111170556	Abul Bashar	Male	35	Hatem Ali	Abroad	5	22000	3000	25000	153.5	55.25	35.99
500	4111170557	Abul Kalam	Male	29	Hatem Ali	Abroad	3	30000	7875	37875	68.5	11.5	16.79
501	4111170558	Monir	Male	33	Azizul	Agricultural Laborer	4	10500	2000	12500	44	6	13.64
502	4111170560	Delowar Hossen	Male	41	Late Abdur Ohab	Abroad	5	25000	3000	28000	22	5.75	26.14
503	4111170561	Jashim Uddin	Male	65	Late Jamal Uddin	Medicine Shop	2	12000	800	12800	29	2.8	9.66
504	4111170562	Md. Abu Siddique Mia	Male	50	Late Hafiz Uddin	Agricultural Work	7	15000	0	15000	120.8	8.14	6.74
505	4111170563	Shahab Uddin	Male	52	Late Ynus Ali	Abroad	5	30000	98	30098	88	4	4.55
506	4111170564	Badsha Mia	Male	42	Hatem Miah	Abroad	5	100000	31500	131500	77	4	5.19
507	4111170565	Md. Hazrat Ali	Male	56	Late Abdur Rashid	Medicine Shop	5	12000	3100	15100	62.8	5.33	8.49
508	4111170566	Md. Arshad Ali	Male	52	Late. Rashid Miah	Kazi	4	65000	3000	68000	83.8	5.34	6.37
509	4111170567	Yunus Ali	Male	45	Late Abdur Rashid	Kazi	4	12000	300	12300	32.8	5.33	16.25
510	4111170568	Md. Saddam	Male	29	Late Md. Anowar Hossain	Abroad	5	30000	150	30150	68.8	5.34	7.76
511	4111170571	Md. Idris Ali	Male	47	Late. Habizuddin	Agricultural Laborer	6	12000	1660	13660	116.8	5.33	4.56
512	4111170572	Md. Mizanur Rahman Mizan	Male	28	Late. Md. Billal Hossain	Service(Non-Govt.)	3	12000	1000	13000	53.8	5.34	9.93
513	4111170573	Md. Zilani	Male	64	Late Md. Abdul Ali	Business	4	16000	2000	18000	98.5	23.75	24.11
514	4111180598	Md. Mamun	Male	20	Late Tara Mia	Service(Non-Govt.)	1	5000	330	5330	12.55	3.425	27.29

Sl. No	Reference No	Name of AP	Sex	Age	Father/ Husband Name	Main Occupation	HHH Size	Distribution Of Affected Households' Income			Percentage Of Loss (Land)		
								HHH Monthly Income From Primary Source	HHH Monthly Income From Secondary Source	HHH Monthly Total Income	Total Land Of Affected Hhs (in Dec)	Affect ed Land (in Dec)	% Of Affect ed Land
515	4111180600	Attabur	Male	32	Alauddin	Electrician	4	12500	0	12500	19.6	3.425	17.47
516	4111180601	Monir Hossain	Male	35	Late Tara Mia	Cook	4	8500	330	8830	12.55	3.425	27.29
517	4111180603	Alauddin	Male	91	Md. Tamir Uddin	Aged	2	0	2000	2000	57.05	3.425	6
518	4111180605	Jashim Uddin	Male	52	Alauddin	Day Labour	5	23000	0	23000	24.55	3.425	13.95
519	4111180606	Mukbul Hossain	Male	47	Late Dil Mohammed	Agricultural Laborer	6	16000	0	16000	49.55	3.425	6.91
520	4111180610	Giasuddin Miah	Male	62	Late,Oliullah Miah	Agricultural Work	4	23000	0	23000	184	6.25	3.4
521	4111180611	Md. Sahzuddin	Male	63	Late, Ali Box Prodhan	Agricultural Work	6	66500	0	66500	230	8	3.48
522	4111180612	Md. Rezaul	Male	40	Late Moza Khan	Employee (Industry,Garments,Co nstruction,Transport)	4	15000	144	15144	34	1.5	4.41
523	4111180614	Alamin	Male	28	Md. Ased Ali	Employee (Industry,Garments,Co nstruction,Transport)	3	10000	192	10192	23	3	13.04
524	4111180615	Md. Waid Miah	Male	53	Late, Abdul Ali	Tea Stall	4	6000	660	6660	114.5	6.875	6
525	4111180616	Abdul Karim Miah	Male	59	Late, Abdul Ali	Grocery Shop	5	21000	5000	26000	160.5	6.875	4.28
526	4111180617	Md. Rouf Mollah	Male	53	Late Rashid Mollah	Unemployed (Disable)	6	24000	565	24565	249	16	6.43
527	4111180618	Sona Miah	Male	41	Faizuddin	Day Labour	7	21000	863	21863	50	9	18
528	4111180619	Md. Nuru Prodhan	Male	72	Late, Gafur Prodhan	Agricultural Work	5	12000	1000	13000	148	11.5	7.77
529	4111180620	Md. Fazlul Karim	Male	65	Late, Zahor Ali	Service(Non-Govt.)	4	30000	963	30963	243	9.75	4.01
530	4111180621	Md. Moslem	Male	54	Late, Abdul Gafur	Agricultural Work	5	12500	0	12500	111	13	11.71
531	4111180622	Sayed Md.Dillur Rahman	Male	60	Late,Sayed Mokhlesur Rahman	Business	1	30000	5000	35000	1050	57	5.43

Sl. No	Reference No	Name of AP	Sex	Age	Father/ Husband Name	Main Occupation	HHH Size	Distribution Of Affected Households' Income			Percentage Of Loss (Land)		
								HHH Monthly Income From Primary Source	HHH Monthly Income From Secondary Source	HHH Monthly Total Income	Total Land Of Affected Hhs (in Dec)	Affect ed Land (in Dec)	% Of Affect ed Land
532	4111180623	Dipok Kumar Dhar	Male	66	Late Narendra Dhar	Service(Non-Govt.)	3	77000	1067	78067	143.5	11.125	7.75
533	4111180624	Shudhir Kumar Dhar	Male	64	Late, Mohon Kumar Dhar	Contractor	5	30000	1067	31067	215.5	11.125	5.16
534	4111180625	Sunil Kormokar	Male	65	Late, Makhon Karmoker	Agricultural Work	6	78500	0	78500	253.5	11.125	4.39
535	4111180626	Swomik Dhar	Male	18	Late Sanjib Dhar	Student	4	4500	8000	12500	96	23.25	24.22
536	4111180628	Abdul Mannan Mollah	Male	39	Late Mohammad Ali	Service(Non-Govt.)	4	12000	7000	19000	257	5.875	2.29
537	4111180629	Md. Hannan Mollah	Male	55	Late. Mohammed Mollah	Agricultural Work	6	18000	0	18000	377	15.375	4.08
538	4111180630	Md. Kabir	Male	34	Md. Samsuddin	Employee(Industry,Garments,Construction,Transport)	5	6000	3000	9000	65	32.5	50
539	4111180632	Emdadul Haque Bhuiyan	Male	49	Late Keramat Ali	Grocery Shop	5	14000	350	14350	98	10	10.2
540	4111180634	Moniruzzaman	Male	53	Late Abdul Mannan	Agricultural Work	4	15300	0	15300	14	3	21.43
541	4111180635	Md. Shahadat Mollah	Male	54	Late. Kashem Mollah	Service(Non-Govt.)	5	8000	1000	9000	23	3	13.04
542	4111180638	Md. Tamizuddin	Male	88	Late, Kanai Bhuiyan	Agricultural Work	6	29900	0	29900	332	10.33	3.11
543	4111180639	Anwar Hossain	Male	61	Late. Hashim	Agricultural Work	4	14600	0	14600	74	2.4643	3.33
544	4111180640	Moniruzzaman	Male	53	Late Abdul Mannan	Agricultural Work	6	20200	0	20200	42	15.285	36.39
545	4111180641	Hamid Mollah	Male	69	Late Helal Uddin	Retired	6	50000	760	50760	76.5	8.17	10.68
546	4111180642	Md. Baten Mollah	Male	74	Late. Helal Uddin Mollah	Gram Police	6	14000	760	14760	40.5	8.17	20.17
547	4111180643	Md. Shahin Mollah	Male	26	Late. Hatem Mollah	Agricultural Work	4	2000	0	2000	71	8.17	11.51

Sl. No	Reference No	Name of AP	Sex	Age	Father/ Husband Name	Main Occupation	HHH Size	Distribution Of Affected Households' Income			Percentage Of Loss (Land)		
								HHH Monthly Income From Primary Source	HHH Monthly Income From Secondary Source	HHH Monthly Total Income	Total Land Of Affected Hhs (in Dec)	Affect ed Land (in Dec)	% Of Affect ed Land
548	4111180644	Rafiqul Islam	Male	51	Late Nizamuddin	Day Labour	7	15500	0	15500	36.5	7	19.18
549	4111180645	Md. Tamuj Uddin	Male	88	Late. Elahi Bhuiyan	Agricultural Work	6	29900	0	29900	398	48.75	12.25
550	4111180646	Tota Miah	Male	61	Late Elahi Bhuiyan	Agricultural Work	8	88000	0	88000	86	25.33	29.45
551	4111180647	Md. Kobir	Male	34	Late, Shamsuddin	Employee (Industry,Garments,Co nstruction,Transport)	5	6000	480	6480	15	5	33.33
552	4111180649	Md. Jakir Hossain	Male	41	Late. Amir Uddin	Rickshaw Driver	6	6500	1850	8350	28	10.34	36.93
553	4111180650	Md. Nannu Miah	Male	37	Late Sona Mia	Employee (Industry,Garments,Co nstruction,Transport)	5	8000	0	8000	49	5.5	11.22
554	4111180651	Latif	Male	48	Late Sona Mia	Agricultural Laborer	6	5600	0	5600	40	5.5	13.75
555	4111180652	Md. Humayun Kobir Mollah	Male	57	Abul Kashem	Service (Non-Govt.)	6	16000	4000	20000	54	5.8043	10.75
556	4111180653	Abdul Hashem	Male	38	Late Solaiman	Rickshaw Driver	4	15200	1500	16700	63	4.8	7.62
557	4111180654	Md. Abu Sayeed	Male	60	Late. Solaiman	Vegetable Shop	4	10500	0	10500	64	4.8	7.5
558	4111180655	Abdul Motaleb Mollah	Male	74	Late. Abir Rahman Mollah	Agricultural Work	7	22600	0	22600	211	31	14.69
559	4111180656	Anowar Hossain	Male	61	Late, Hashim	Agricultural Work	4	14600	0	14600	92	14.5	15.76
560	4111180657	Md. Matin	Male	50	Late. Nizam Uddin	Grocery Shop	10	30000	2000	32000	31.4	4.8	15.29
561	4111180658	Abdus Sattar	Male	39	Late. Nizam Uddin	Agricultural Laborer	4	6000	2000	8000	31.4	4.8	15.29
562	4111180659	Ibrahim	Male	55	Late. Nizam Uddin	Agricultural Laborer	2	5000	1000	6000	31.4	4.8	15.29
563	4111180660	Amzad Hossain	Male	35	Late Sirajul Haque	Cloth Shop	5	8000	600	8600	47.5	13.5893	28.61

Sl. No	Reference No	Name of AP	Sex	Age	Father/ Husband Name	Main Occupation	HHH Size	Distribution Of Affected Households' Income			Percentage Of Loss (Land)		
								HHH Monthly Income From Primary Source	HHH Monthly Income From Secondary Source	HHH Monthly Total Income	Total Land Of Affected Hhs (in Dec)	Affect ed Land (in Dec)	% Of Affect ed Land
564	4111180661	Dayen Mollah	Male	52	Late. Mannan Mollah	Service (Govt.)	4	47000	1200	48200	102.5	39.5793	38.61
565	4111180662	Md. Serazul Haque	Male	49	Yad Ali	Day Labour	4	13000	300	13300	21.5	2.75	12.79
566	4111180663	Md. Humayun Kabir Mollah	Male	57	Late, Abul Hashem	Service(Non-Govt.)	6	16000	1000	17000	120	37.0442	30.87
567	4111180664	Shamsul Hoque	Male	61	Late Helal Uddin	Agricultural Work	6	15800	0	15800	74	11.67	15.77
568	4111180665	Rafiqul Haque Mollah	Male	65	Late Jahir Uddin Mollah	Agricultural Work	7	26500	0	26500	325	17.4643	5.37
569	4111180668	Saiful Islam	Male	35	Late, Nurul Haque Mollah	Employee (Industry,Garments,Co nstruction,Transport)	3	6000	275	6275	58	2.4643	4.25
570	4111180670	Ikbal	Male	40	Late. Kafil Uddin	Driver	4	9500	260	9760	10.5	2.74	26.1
571	4111180671	Badal	Male	42	Late. Kafil Uddin	Hand/Power Loom Worker	5	7000	260	7260	15	2.74	18.27
572	4111180672	Amir Hossain	Male	34	Zial Uddin	Abroad	4	13000	260	13260	8	2.74	34.25
573	4111180673	Monjur	Male	47	Late. Chan Miah	Teacher (Non-Govt.)	3	14500	110	14610	28.16	2.74	9.73
574	4111180675	Faruk	Male	35	Akkas Ali	Employee (Industry,Garments,Co nstruction,Transport)	4	10000	260	10260	18.5	2.74	14.81
575	4111180677	Parul Mia	Male	40	Late. Nazim Uddin	Hand/Power Loom Worker	4	5000	1500	6500	31.5	14.24	45.21
576	4111180679	Md Liton	Male	24	Late Md. Chan Miah	Abroad	4	30000	0	30000	188.16	36.21	19.24
577	4111180680	Md. Tara Miah	Male	57	Late Faizuddin	Hand/Power Loom	5	25000	140	25140	157.5	3.5	2.22
578	4111180681	Rob Miah	Male	38	Late Sona Miah	Agricultural Laborer	5	6000	260	6260	16	2.73	17.06
579	4111180682	Md. Saiful Islam	Male	28	Late. Sahjahan	Service (Govt.)	4	25000	260	25260	8.5	2.73	32.12

Sl. No	Reference No	Name of AP	Sex	Age	Father/ Husband Name	Main Occupation	HHH Size	Distribution Of Affected Households' Income			Percentage Of Loss (Land)		
								HHH Monthly Income From Primary Source	HHH Monthly Income From Secondary Source	HHH Monthly Total Income	Total Land Of Affected Hhs (in Dec)	Affect ed Land (in Dec)	% Of Affect ed Land
580	4111180683	Suruz Miah	Male	75	Late Noab Ali Munshi	Agricultural Work	6	11400	0	11400	61	8.23	13.49
581	4111180684	Md. Sahaz Uddin	Male	71	Late Nazimuddin	Retired	8	54000	500	54500	16.5	2.73	16.55
582	4111190575	Suruj Mia	Male	64	Late Abdus Samad	Agricultural Work	8	56700	0	56700	108	1.5	1.39
583	4111190576	Hafej Ahmed	Male	72	Late Abdus Samad Master	Business	3	70000	250	70250	147	7.25	4.93
584	4111190577	Sohid Miah	Male	64	Late Aftab Uddin Prodhan	Agricultural Work	7	14000	0	14000	246	5.25	2.13
585	4111190578	Samsul Alam	Male	39	Late Idris Ali	Hand/Power Loom Worker	4	11000	1417	12417	51	15.11	29.63
586	4111190579	Shaiful Islam	Male	33	Late. Abu Sayeed	Hand/Power Loom Worker	4	11500	1400	12900	69	8.3	12.03
587	4111190580	Faruk	Male	28	Late Abu Sayeed	Hand/Power Loom Worker	3	11000	1400	12400	68	8.3	12.21
588	4111190582	Manik Mia	Male	23	Late Shahadat Hossain	Hand/Power Loom	2	12000	3500	15500	134	15.11	11.28
589	4111190584	Md. Nurul Islam	Male	57	Late Idris Ali	Agricultural Work	4	13000	0	13000	108	15.11	13.99
590	4111190585	Md. Abu Taher	Male	38	Late. Akkas Ali	Business	4	100000	3500	103500	81	11.15	13.77
591	4111190586	Almas Ali	Male	65	Late Ayet Ali	Agricultural Work	4	6400	500	6900	54.5	3.37	6.18
592	4111190587	Abdul Malek	Male	83	Late Ayet Ali Prodhan	Retired	5	4000	5000	9000	171	10.38	6.07
593	4111190588	AKM Barek Ahammed	Male	52	Late Abdul Hakim Bhuiyan	Furniture Shop	5	58000	1350	59350	99	25	25.25
594	4111190589	Md. Abul Kalam	Male	31	Late Afsur Uddin	Hand/Power Loom Worker	3	11500	1000	12500	39	2.88	7.38
595	4111190590	Md. Golhas	Male	35	Late Md. Afser Uddin	Medicine Shop	4	8000	1000	9000	38	2.88	7.58
596	4111190591	Md. Harun	Male	27	Late Afser Uddin	Mason	2	12000	1000	13000	38	2.87	7.55
597	4111190592	Md. Mozibur	Male	36	Late Afser Uddin	Hand/Power Loom Worker	4	12000	200	12200	33	2.87	8.7

Sl. No	Reference No	Name of AP	Sex	Age	Father/ Husband Name	Main Occupation	HHH Size	Distribution Of Affected Households' Income			Percentage Of Loss (Land)		
								HHH Monthly Income From Primary Source	HHH Monthly Income From Secondary Source	HHH Monthly Total Income	Total Land Of Affected Hhs (in Dec)	Affect ed Land (in Dec)	% Of Affect ed Land
598	4111190593	Abdul Mannan	Male	83	Late Abdul Hamid	Retired	8	21000	765	21765	107	21.75	20.33
599	4111190594	Md. Abdul Ali	Male	46	Late Nowser Uddin	Agricultural Work	6	12090	0	12090	151	34	22.52
600	4111210687	Sarzahan	Male	47	Late. Abdul Malek	Agricultural Laborer	4	11000	0	11000	58	21.5	37.07
601	4111210688	Md. Afzal Hossen	Male	38	Late. Almas Miah	Grocery Shop	6	12000	500	12500	58	4.38	7.55
602	4111210689	Md. Omar Ali	Male	65	Late. Ayet Ali	Agricultural Work	8	30220	0	30220	80.5	13.87	17.23
603	4111210690	Md. Fazlul Haque	Male	55	Late. Abdul Malek Mollah	Agricultural Work	5	12500	0	12500	189.5	25.49	13.45
604	4111210691	Pear Ali	Male	45	Late. Abdul Malek	Abroad	5	20000	1500	21500	127	12.39	9.76
605	4111210692	Zohirul Haque	Male	60	Abu Siddique	Business	4	20000	2000	22000	267.5	18.99	7.1
606	4111210693	Shamsul Haque	Male	70	Abu Siddique	Business	4	40000	2000	42000	266	19.02	7.15
607	4111210694	Md. Rafiqul Islam	Male	50	Late. Abdul Malek	Poultry	4	25000	300	25300	27	3.63	13.44
608	4111210695	Ainal Haque	Male	52	Late. Abdur Rahman	Agricultural Laborer	5	5000	700	5700	80	12.49	15.61
609	4111210698	Md. Mostafa Mollah	Male	60	Late. Kofil Uddin	Agricultural Work	7	22500	0	22500	105	15.25	14.52
610	4111210699	Md. Ambor Ali	Male	38	Late. Md. Abdul Mannan	Agricultural Laborer	4	11000	1000	12000	23	3.37	14.65
611	4111210700	Abu Siddique	Male	50	Late. Md. Monnan	Agricultural Laborer	4	18000	200	18200	23	3.37	14.65
612	4111210701	Md. Abdul Baten Mollah	Male	48	Late. Md. Aziz Ullah Mollah	Service(Non-Govt.)	6	13000	500	13500	78	14.5	18.59
613	4111210702	Md. Daim Uddin Mollah	Male	48	Late. Robi Ullah Mollah	Agricultural Laborer	6	21000	200	21200	7	1.87	26.71
614	4111210703	Md. Sharif	Male	26	Late. Md. Rustom Mollah	Day Labour	3	12500	1000	13500	17	1.87	11
615	4111210704	Md. Babul Miah	Male	32	Late. Robi Ullah Mollah	Hand/Power Loom Worker	4	8000	500	8500	14	1.88	13.43

Sl. No	Reference No	Name of AP	Sex	Age	Father/ Husband Name	Main Occupation	HHH Size	Distribution Of Affected Households' Income			Percentage Of Loss (Land)		
								HHH Monthly Income From Primary Source	HHH Monthly Income From Secondary Source	HHH Monthly Total Income	Total Land Of Affected Hhs (in Dec)	Affect ed Land (in Dec)	% Of Affect ed Land
616	4111210705	Abdul Mannan	Male	45	Late. Samsu Uddin Bhuiyan	Driver	5	45000	800	45800	25	5.88	23.52
617	4111210706	Fazlul Haque	Male	50	Abu Siddique	Business	4	20000	2000	22000	267.5	18.99	7.1
618	4111210707	Md. Mostafa Mollah	Male	60	Late. Sofi Ullah Mollah	Agricultural Laborer	6	11000	800	11800	39.67	16.67	42.02
619	4111210708	Md. Sohidullah Mollah	Male	55	Late. Oli Ullah Mollah	Agricultural Laborer	6	9000	250	9250	11	3	27.27
620	4111210709	Md. Ali Hossain	Male	67	Late. Abdul Kadir	Agricultural Work	4	18121	0	18121	72	19.62	27.25
621	4111210710	Md. Mojibur Rahman	Male	63	Late. Abdul Aziz Bhuiyan	Agricultural Work	4	15761	0	15761	215	8.63	4.01
622	4111210711	Md. Yakub Bhuiyan	Male	65	Late. Abdul Aziz Bhuiyan	Agricultural Work	7	32000	0	32000	248	14.25	5.75
623	4111210712	Md. Abdul Salam Bhuiyan	Male	64	Late. Saraj Uddin Bhuiyan	Agricultural Laborer	7	21000	0	21000	13	3	23.08
624	4111210713	Md. Helal Uddin	Male	72	Late. Sofur Udin	Agricultural Work	8	34720	0	34720	201.5	18.25	9.06
625	4111210714	Md. Nurul Islam	Male	73	Late. Abdul Malek	Huckstar	6	11500	1500	13000	108	5.24	4.85
626	4111210715	Md. Shid Alam	Male	42	Late. Saraj Uddin Bhuiyan	Agricultural Laborer	4	11000	1578	12578	47	3.62	7.7
627	4111210716	Md. Azizul Haque	Male	37	Late. Md. Abu Bakkar Siddique Miah	Jute Business	6	33000	1500	34500	192	25.5	13.28
628	4111210717	Md. Sana Ullah Mollah	Male	72	Late. Shafi Ullah Mollah	Agricultural Work	7	17744	0	17744	58.67	16.67	28.41
629	4111210719	Hazi Siddiqur Ali	Male	65	Late. Abdul Kuddus	Business	4	20000	2000	22000	320	5.25	1.64
630	4111210720	Md. Sadar Miah	Male	58	Late. Abdul Mannan	Agricultural Work	10	25000	0	25000	72	5.38	7.47
631	4111210721	Afzal Hossain	Male	48	Late. Gohon Ali	Huckstar	3	15000	100	15100	53	7	13.21
632	4111210722	Md. Gias Uddin Miah	Male	62	Late. Oli Ullah Miah	Hand/Power Loom	4	10000	5000	15000	230	38.88	16.9

Sl. No	Reference No	Name of AP	Sex	Age	Father/ Husband Name	Main Occupation	HHH Size	Distribution Of Affected Households' Income			Percentage Of Loss (Land)		
								HHH Monthly Income From Primary Source	HHH Monthly Income From Secondary Source	HHH Monthly Total Income	Total Land Of Affected Hhs (in Dec)	Affect ed Land (in Dec)	% Of Affect ed Land
633	4111210724	Md. Anowar Hossain	Male	47	Late. Sukkur Ali	Vegetable Shop	7	16000	680	16680	18	6.75	37.5
634	4111210725	Md. Abdul Haque Buhuiyan	Male	75	Late. Saraz Uddin Buhuiyan	Agricultural Laborer	3	9500	3000	12500	57.5	9.63	16.75
635	4111210726	Rashid Miah	Male	60	Late. Hafiz Uddin	Fish Seller	7	40000	670	40670	69.66	21.54	30.92
636	4111210727	Md. Rafique Miah	Male	63	Late. Hafiz Uddin Mollah	Retired	5	35000	3000	38000	87	10	11.49
637	4111210728	Md. Rahim Uddin	Male	46	Late. Mohiz Uddin Bhuyan	Rickshaw Driver	5	5000	0	5000	9.5	2.5	26.32
638	4111210730	Md. Hazrat Ali	Male	50	Late. Abu Sayed	Business	6	23500	6000	29500	95	7	7.37
639	4111220732	Md. Sana Ullah	Male	78	Late. Abdul Mozid Prodhan	Retired	4	20000	750	20750	116.5	3.75	3.22
640	4111220733	Md. Remon	Male	28	Late. Abdul Hai	Driver	5	26000	700	26700	71.5	3	4.2
641	4111220735	Md. Abdulla	Male	46	Late. Abdul Mozid Prodhan	Cloth Shop	5	15000	750	15750	118	1.92	1.63
642	4111220736	Md. Nurul Islam	Male	63	Late. Abdul Mozid Prodhan	Pan/Cigarette Shop	5	15000	60	15060	107	1.92	1.79
643	4111220737	Abdul Baten Buhuiyan	Male	65	Late. Khajmot Ali	Business	4	80000	170	80170	174	7	4.02
644	4111220738	Md. Masud	Male	33	Late. Hadayet Ullah	Employee (Industry,Garments,Co nstruction,Transport)	5	14000	1500	15500	154	26	16.88
645	4111220740	Md. Habibur Rahman	Male	57	Late. Abdul Mozid	Service(Non-Govt.)	6	16540	3000	19540	117	6.91	5.91
646	4111230743	Kazi Abu Bakar	Male	57	Late. Hasim Kazi	Cloth Shop	5	30000	4000	34000	168	2.67	1.59
647	4111230744	Tazul Islam	Male	41	Late. Ambor Ali	Agricultural Laborer	4	15000	300	15300	16.76	8.85	52.8
648	4111230746	Judge Miah	Male	42	Late. Akrom Ali	Day Labour	3	8000	0	8000	16	8.5	53.13
649	4111230747	Alomgir	Male	34	Late.Afsar Uddin	Abroad	5	20000	0	20000	16	8.5	53.13

Sl. No	Reference No	Name of AP	Sex	Age	Father/ Husband Name	Main Occupation	HHH Size	Distribution Of Affected Households' Income			Percentage Of Loss (Land)		
								HHH Monthly Income From Primary Source	HHH Monthly Income From Secondary Source	HHH Monthly Total Income	Total Land Of Affected Hhs (in Dec)	Affect ed Land (in Dec)	% Of Affect ed Land
650	4111230748	Mozlish Kazi	Male	62	Late. Hasem Kazi	Retired	4	35000	0	35000	12.5	2.67	21.36
651	4111230749	Md. Salam	Male	57	Late. Ambor Ali	Abroad	4	20000	0	20000	36.5	12.55	34.38
652	4111230750	Md. Milon	Male	22	Late. Abdul Khalek	Cloth Shop	2	12500	1000	13500	83	2.45	2.95
653	4111230751	Moazzem Hossen Titu	Male	45	Md. Golam Mowla	Business	3	50000	1000	51000	85	0.5	0.59
654	4111230752	Shafique Miah	Male	55	Late. Lal Miah	Service(Non-Govt.)	4	45000	1500	46500	203	73	35.96
655	4111230753	Kazi. Md. Billal	Male	73	Late. Hazi Md Hasem	Retired	5	25000	0	25000	58	2.66	4.59
656	4111230754	Tokdir Ali	Male	56	Late. Asalot Bhuiyan	Hand/Power Loom	4	42000	0	42000	41	3.37	8.22
657	4111230755	Sirazul Kazi	Male	65	Late. Saij Uddin	Agricultural Work	10	102500	0	102500	115	45	39.13
658	4111230756	Nurol Islam	Male	65	Late. Ain Uddin	Fari Business	3	8000	700	8700	24	1	4.17
659	4111230757	Suruz Mia	Male	60	Late. Ain Uddin	Agricultural Work	7	15927	0	15927	27.25	1	3.67
660	4111230758	Moslem Miah	Male	29	Sonur Uddin Miah	Service(Non-Govt.)	3	15000	0	15000	6.33	2.33	36.81
661	4111230759	Mozibor Moktar	Male	45	Late. Siraz Miah	Vender	5	20000	500	20500	27.33	2.33	8.53
662	4111230760	Abdul Halim	Male	65	Late. Main Uddin Munshi	Agricultural Work	2	2200	0	2200	72.34	6.84	9.46
663	4111230761	Md. Nurul Haq	Male	60	Late. Sakander Ali	Imam	4	30000	3000	33000	168	2.45	1.46
664	4111230762	Md. Momen Bhuiyan	Male	46	Late. Abdul Khalek Bhuiyan	Service(Non-Govt.)	5	20000	0	20000	83	2.45	2.95
665	4111230763	Md. Abdur Rahman	Male	55	Late. Sakander Ali	Agricultural Work	6	15000	0	15000	167	2.45	1.47
666	4111230764	Zahirul & Others	Male	37	Late. Hafez Kazi	Service(Non-Govt.)	7	12500	300	12800	65	12.45	19.15
667	4111230765	Abdul Malek	Male	67	Late. Sakander Ali	Agricultural Work	4	34000	0	34000	180	0.25	0.14

Sl. No	Reference No	Name of AP	Sex	Age	Father/ Husband Name	Main Occupation	HHH Size	Distribution Of Affected Households' Income			Percentage Of Loss (Land)		
								HHH Monthly Income From Primary Source	HHH Monthly Income From Secondary Source	HHH Monthly Total Income	Total Land Of Affected Hhs (in Dec)	Affect ed Land (in Dec)	% Of Affect ed Land
668	4111230766	Nasir Uddin	Male	54	Late. Ambor Ali	Abroad	3	24000	400	24400	36.5	12.55	34.38
669	4111230767	Abdul Barek	Male	66	Late. Songsor Ali	Agricultural Work	6	51572	0	51572	104	14.5	13.94
670	4111230768	Md. Deen Islam Bhuiyan	Male	37	Late. Ambor Ali Bhuiyan	Service(Non-Govt.)	6	12000	500	12500	16.76	8.1	48.33
671	4111230769	Abdul Baten	Male	65	Late. Main Uddin Munsif	Agricultural Work	10	30400	0	30400	102.75	18.5	18
672	4111230770	Md. Shukkur Ali Bhuiyan	Male	55	Late. Asalof Bhuiyan	Cloth Shop	5	36000	900	36900	929	3.37	0.36
673	4111250778	Abu Dayen	Male	76	LATE. FAYEJ UDDIN	Agricultural Work	5	37000	0	37000	95	4	4.21
674	4111250779	Mehedi Hasan Fahim	Male	20	Late Abdur Quddus	Student	2	11000	2000	13000	38	10.6	27.89
675	4111250782	Abdul Awal	Male	64	Late Taher Ali Munshi	Aged	6	0	2000	2000	43.5	4.18	9.61
676	4111250783	Abu Hanifa	Male	60	Late Taher Ali	Teacher (Non-Govt.)	4	36000	900	36900	62	4.18	6.74
677	4111250784	Abul Motalib	Male	73	Late Taher Ali Munshi	Retired	2	11500	1000	12500	43	4.18	9.72
678	4111250788	Matiur Rahman	Male	35	Late Abdur Motalab	Service (Govt.)	3	15000	1000	16000	129	5.93	4.6
679	4111250790	Md. Shahidullah	Male	48	Late Abdur Motalab Bhuiyan	Agricultural Laborer	6	6000	2000	8000	128	5.93	4.63
680	4111250792	Habibur Rahman	Male	39	Late Abdur Motalab Bhuiyan	Cloth Shop	4	12000	1000	13000	155	5.93	3.83
681	4111250795	Md. Aminul Haque Bhuiyan	Male	43	Late Gious Uddin	Teacher (Govt.)	8	64100	4000	68100	250	7.5	3
682	4111250798	Abdul Mannan	Male	70	Late Shahab Uddin	Agricultural Work	2	14000	0	14000	83	1	1.2
683	4111250799	Md. Mohashin Bhuiyan	Male	43	Late. Almas Ali	Shop Employee	4	8000	2400	10400	185	12.5	6.76
684	4111250800	Abdur Rashid	Male	69	Late Hashemuddin	Hand/Power Loom	10	30000	1000	31000	127	18.75	14.76

Sl. No	Reference No	Name of AP	Sex	Age	Father/ Husband Name	Main Occupation	HHH Size	Distribution Of Affected Households' Income			Percentage Of Loss (Land)		
								HHH Monthly Income From Primary Source	HHH Monthly Income From Secondary Source	HHH Monthly Total Income	Total Land Of Affected Hhs (in Dec)	Affect ed Land (in Dec)	% Of Affect ed Land
685	4111250801	Al Amin	Male	51	Late. Kalai	Selling Of Open Place	5	13000	1100	14100	78	8.5	10.9
686	4111250802	Afzal Hossain	Male	63	Late Kalai Bhuiyan	Agricultural Work	9	50000	0	50000	77	8.5	11.04
687	4111250803	Md. Motiur Rahman	Male	60	Late Sultan Ahmed	Agricultural Work	4	10000	3000	13000	12.3	4.45	36.18
688	4111250804	Harun-Ar-Rashid	Male	54	Late Sultan Bhuiyan	Hand/Power Loom	5	30000	155	30155	202.3	4.45	2.2
689	4111250805	Md. Waliullah	Male	69	Late Jangshad Ali	Agricultural Work	10	14000	0	14000	71.3	3.45	4.84
690	4111250806	Abdul Baten	Male	57	Late Jangshad Ali	Service (Govt.)	4	43000	252	43252	30.3	3.45	11.39
691	4111250809	Md. Shahidullah	Male	42	Alaj Uddin	Tea Stall	4	12500	0	12500	6.3	1.2	19.05
692	4111250813	Abdul Hamid	Male	44	Late Shokur Ali Bhuiyan	Day Labour	4	12000	400	12400	60	14.5	24.17
693	4111250814	Md. Benazir Ahammed	Male	73	Late Shabuddin Bhuiyan	Retired	8	30000	3000	33000	173	14.5	8.38
694	4111250815	Md. Samsuddin Bhuiyan	Male	57	Late Shokur Ali Bhuiyan	Service(Non-Govt.)	4	25000	6000	31000	255	23.5	9.22
695	4111250817	Zakir	Male	38	Late. Rakib Uddin	Business	3	30000	250	30250	115	7.125	6.2
696	4111250818	Bazlur Rahman	Male	65	Late. Abul Kasem	Business	3	85000	2000	87000	174	14.25	8.19
697	4111250820	Khalakuzzaman	Male	52	Late Muksad Ali	Principal	4	68000	1200	69200	56	2.42	4.32
698	4111250822	Md. Wasak Ali Mamun	Male	45	Md. Idris Ali	Electronic Business/Shop	8	50000	170	50170	81	2.42	2.99
699	4111250823	Asaduzzaman	Male	68	Late Muksad Ali Munshi	Agricultural Work	5	12200	0	12200	55	2.42	4.4
700	4111250828	Mujibur Rahman	Male	53	Late Mofiz Uddin	Grocery Shop	4	13000	120	13120	60	3.5	5.83
701	4111250829	Masiur Rahman	Male	38	Late Mofiz Uddin	Employee (Industry,Garments,Construction,Transport)	3	11500	1000	12500	59.5	3.5	5.88

Sl. No	Reference No	Name of AP	Sex	Age	Father/ Husband Name	Main Occupation	HHH Size	Distribution Of Affected Households' Income			Percentage Of Loss (Land)		
								HHH Monthly Income From Primary Source	HHH Monthly Income From Secondary Source	HHH Monthly Total Income	Total Land Of Affected Hhs (in Dec)	Affect ed Land (in Dec)	% Of Affect ed Land
702	4111250830	Matiur Rahman	Male	46	Late Mofiz Uddin	Employee (Industry,Garments,Co nstruction,Transport)	3	12500	120	12620	61	3.5	5.74
703	4111250831	Ashraful Ali	Male	30	Late Mofiz Uddin	Employee (Industry,Garments,Co nstruction,Transport)	2	12500	180	12680	59.5	3.5	5.88
704	4111250832	Zahidul Hoque	Male	36	Late Mofiz Uddin	Employee (Industry,Garments,Co nstruction,Transport)	4	13000	120	13120	61	3.5	5.74
705	4111250833	Habibur Rahman	Male	51	Late Mofiz Uddin	Grocery Shop	4	14000	100	14100	59.5	3.5	5.88
706	4111250834	Rezaul Karim	Male	71	Late. Amir Uddin Prodhhan	Agricultural Work	4	15500	0	15500	43.75	4	9.14
707	4111250835	Shahajalal Mollah	Male	30	Ibrahim Mollah	Abroad	5	15000	100	15100	14	8	57.14
708	4111250838	Ad. Omar Faruk	Male	44	Late Rafiz Uddin	Advocket	4	50000	700	50700	220	23.85	10.84
709	4111250839	Moniruzzaman Bhuiyan	Male	40	Late. Rafique Uddin Bhuiyan	Road/Cement Business	4	30000	1350	31350	171.5	6.35	3.7
710	4111250840	Md. Zamiruddin Miah	Male	64	Late. Fazor Ali	Agricultural Work	4	4000	12000	16000	263	23.6	8.97
711	4111250841	Saizuddin Bhuiyan	Male	72	Late. Fazor Ali	Agricultural Work	9	71000	12500	83500	496	25.35	5.11
712	4111250842	Rashid Bhuiyan	Male	59	Late Rafiz Uddin Hazi	Advocket	5	82000	870	82870	302	49.1	16.26
713	4111250843	Abdul Baten	Male	65	Late Khajmat Ali Master	Business	4	80000	230	80230	158	7.75	4.91
714	4111250844	Harunar Rashid	Male	46	Late. Saheb Ali Bhuiyan	Agricultural Work	5	14000	0	14000	13.5	8.75	64.81
715	4111250845	Md. Mazibur Rahman Bhuiyan	Male	52	Late. Md. Sahb Uddin	Business	3	30000	681	30681	179	27	15.08
716	4111250846	Abdul Momen Miah	Male	47	Late. Sahab Uddin Bhuiyan	Cloth Shop	5	15000	500	15500	110	19	17.27
717	4111250847	Md. Mobarak Hossain	Male	51	Late Shamsuddin	Grocery Shop	4	27000	850	27850	73	12	16.44

Sl. No	Reference No	Name of AP	Sex	Age	Father/ Husband Name	Main Occupation	HHH Size	Distribution Of Affected Households' Income			Percentage Of Loss (Land)		
								HHH Monthly Income From Primary Source	HHH Monthly Income From Secondary Source	HHH Monthly Total Income	Total Land Of Affected Hhs (in Dec)	Affect ed Land (in Dec)	% Of Affect ed Land
718	4111250848	Nazrul Islam	Male	45	Late. Oli Ullah	Cloth Shop	8	33000	777	33777	41.5	0.25	0.6
719	4111250849	Md. Fazlul Karim Bhuiyan	Male	68	Late Amir Uddin Bhuiyan	Retired	6	14000	1200	15200	117.5	34.5	29.36
720	4111260851	Md. Jahangir Alam Bhuiyan	Male	30	Abdul Latif Bhuiyan	Hand/Power Loom	4	25000	290	25290	22	11.62	52.82
721	4111260852	Golam Sarowar	Male	45	Late. Sarajul Haque	Business	5	50000	8178	58178	83	34	40.96
722	4111260853	Habibur & Others	Male	40	Late. Abu Saied	Rickshaw Driver	5	15500	170	15670	35	6.75	19.29
723	4111260854	Kazi Saidul Haque	Male	40	Late. Kalu Kazi	Cotton Busniss	6	25000	1500	26500	214	14.75	6.89
724	4111260856	Abdul Rahim	Male	44	Late. Abdul Ohid Bhuiyan	Hand/Power Loom Worker	6	5000	200	5200	29	10	34.48
725	4111260857	Afzal	Male	68	Late. Ahmmod Ali	Retired	7	12500	500	13000	39	1.25	3.21
726	4111260858	Kazi Obidul	Male	52	Late. Kalu Kazi	Pan/Cigarette Shop	5	30000	370	30370	213	14.75	6.92
727	4111260859	Dulu Bhuiyan	Male	68	Late. Abdul Kader Bhuiyan	Agricultural Work	7	16424	0	16424	76	5.5	7.24
728	4111260860	Motaleb	Male	75	Late. Abaidullah	Unemployed (Disable)	4	15000	380	15380	44	10.75	24.43
729	4111260861	Ahasan Ullah	Male	35	Abdur Razzak	Hand/Power Loom Worker	6	12000	270	12270	36	10.75	29.86
730	4111260863	Sha Alom	Male	28	Mozlis Kazi	Abroad	4	41000	175	41175	44.5	5	11.24
731	4111260864	Jane Alom	Male	40	Abdl Latif Bhuiyan	Cloth Shop	4	15000	400	15400	45	11.63	25.84
732	4111260865	Joni & Others	Male	31	Late. Abdus Sobahan	Grocery Shop	4	12000	1000	13000	184	43	23.37
733	4111260866	Abdul Hamed	Male	40	Late. Sukkur Ali	Driver	4	15000	115	15115	14	3.17	22.64
734	4111260867	Md. Khokon	Male	48	Late. Sukkur Ali	Cloth Shop	3	15000	100	15100	23	3.17	13.78
735	4111260868	Ali Hossain	Male	58	Late. Amzad Ali	Huckstar	4	6000	1000	7000	45.5	10.75	23.63

Sl. No	Reference No	Name of AP	Sex	Age	Father/ Husband Name	Main Occupation	HHH Size	Distribution Of Affected Households' Income			Percentage Of Loss (Land)		
								HHH Monthly Income From Primary Source	HHH Monthly Income From Secondary Source	HHH Monthly Total Income	Total Land Of Affected Hhs (in Dec)	Affect ed Land (in Dec)	% Of Affect ed Land
736	4111260869	Monaj Ebne Mozid	Male	30	Late. Abdul Mazid Bhuiyan	Service(Non-Govt.)	5	493000	0	493000	252	7	2.78
737	4111260870	Nur Mohammad Bhuiyan	Male	50	Late. Abdul Baset Bhuiyan	Business	5	50000	3000	53000	272	15	5.51
738	4111260871	Md. Mohsin Bhuiyan	Male	43	Late. Al Mach Ali Bhuyan	Hand/Power Loom Worker	4	8000	5300	13300	249	49.5	19.88
739	4111260872	Foysal Ahmed Ripon	Male	32	Late. Abdul Motin Bhuiyan	Cotton Busniss	4	15000	1500	16500	127	2.12	1.67
740	4111260873	Forid Ahmed Liton	Male	37	Late. Abdul Motin Bhuiyan	Cotton Busniss	5	12000	1500	13500	128	2.13	1.66
741	4111260874	Abu Siddik Bhuiyan	Male	64	Late. Abdul Baset Bhuiyan	Business	3	65000	3000	68000	296	19.5	6.59
742	4111270878	Md. Sohida Mia	Male	54	Late. Habibullah	Fish Seller	5	20000	240	20240	19.86	1.018	5.13
743	4111270879	Abdul Aziz	Male	52	Late. Taher Ali	Fish Seller	7	35000	1000	36000	36.86	1.007	2.73
744	4111270880	Abdul Awal	Male	48	Late. Saheb Ali	Business	4	43000	40	43040	4.86	1.007	20.72
745	4111270881	Amir Hossain	Male	46	Late. Taher Ali	Fish Seller	4	12000	700	12700	36.86	1.007	2.73
746	4111270886	Kohinur Miah	Male	51	Late. Zoful Uddin	Fish Seller	4	22000	700	22700	56.87	1.007	1.77
747	4111270890	Abdul Baten Sarkar	Male	57	Late. Sofor Ali	Fish Seller	9	47000	40	47040	19.86	1.018	5.13
748	4111270891	Moti Miah	Male	65	Late. Sofor Ali	Day Labour	3	12000	35	12035	7.87	1.018	12.94
749	4111270894	Firoz	Male	45	Late. Sukkur Ali	Fish Seller	3	10000	35	10035	3.86	1.018	26.37
750	4111270895	Dulal	Male	30	Late. Sukkur Ali	Cloth Shop	3	12500	35	12535	6.86	1.018	14.84
751	4111270896	Asad	Male	26	Late. Sukkur Ali	Employee (Industry,Garments,Construction,Transport)	3	13000	35	13035	5.86	1.018	17.37
752	4111270897	Md. Rofique & Others	Male	48	Late. Yusuf Ali	Cloth Shop	8	20000	0	20000	3.76	1	26.6

Sl. No	Reference No	Name of AP	Sex	Age	Father/ Husband Name	Main Occupation	HHH Size	Distribution Of Affected Households' Income			Percentage Of Loss (Land)		
								HHH Monthly Income From Primary Source	HHH Monthly Income From Secondary Source	HHH Monthly Total Income	Total Land Of Affected Hhs (in Dec)	Affect ed Land (in Dec)	% Of Affect ed Land
753	4111270898	Jakir Hossain	Male	35	Torab Ali Sarkar	Service(Non-Govt.)	2	13000	35	13035	23	5.25	22.83
754	4111270899	Kashem	Male	32	Late. Suruj Miah	Business	2	10000	35	10035	7.86	1.018	12.95
755	4111270900	Md. Rafiqul	Male	53	Late. Rahmat Ali	Medicine Shop	3	15000	1000	16000	58.6	3.65	6.23
756	4111270901	Md. Abdul Motin	Male	65	Late. Rahmat Ali	Day Labour	4	11500	1000	12500	57.6	3.65	6.34
757	4111270902	Samsul Haque	Male	62	Late. Yusuf Ali Sarkar	Livestock	5	13000	130	13130	73.6	3.65	4.96
758	4111270903	Abdul Mannan	Male	46	Late. Yusuf Ali	Agricultural Laborer	4	11500	1000	12500	74.6	3.65	4.89
759	4111270904	Abdul Based Ali	Male	64	Late. Samor Uddin Sorker	Agricultural Work	6	15500	0	15500	132	7.75	5.87
760	4111270905	Mozammel Haque	Male	45	Late. Nurul Islam	Service(Non-Govt.)	5	14000	1800	15800	78	11.25	14.42
761	4111270906	Tota Miah	Male	54	Late. Abdul Razzak	Fish Seller	7	22000	330	22330	11.33	9.41	83.05
762	4111270907	Bokul Miah	Male	36	Late. Abdul Razzak	Fish Seller	5	12000	330	12330	11.33	9.41	83.05
763	4111270908	Sah Alom	Male	34	Late. Sahajahan	CNG Driver	7	25000	370	25370	13.578	10.38	76.45
764	4111270910	Nur Mohammad	Male	55	Late. Ayatullah	Rice Mill Business	4	15000	500	15500	67.5	1.37	2.03
765	4111270911	Pear Ali	Male	43	Late. Kashem Ali	Teacher (Non-Govt.)	4	11500	1000	12500	97	12	12.37
766	4111270912	Alauddin	Male	65	Late. Ismail	Bairds Business	2	7000	2100	9100	79	12	15.19
767	4111270913	Md. Motalib	Male	54	Mohammad Ali	Rickshaw Driver	7	26000	300	26300	39	8.88	22.77
768	4111270914	Matiur Rahman	Male	71	Mohammad Ali	Cloth Shop	8	22000	830	22830	65	23.37	35.95
769	4111270915	Shapar Ali	Male	38	Late. Saijuddin	Business	6	30000	0	30000	19	7	36.84
770	4111270916	Misir Ali	Male	34	Late. Saijuddin	Rickshaw Mechanic	4	15000	0	15000	13	7	53.85

Sl. No	Reference No	Name of AP	Sex	Age	Father/ Husband Name	Main Occupation	HHH Size	Distribution Of Affected Households' Income			Percentage Of Loss (Land)		
								HHH Monthly Income From Primary Source	HHH Monthly Income From Secondary Source	HHH Monthly Total Income	Total Land Of Affected Hhs (in Dec)	Affect ed Land (in Dec)	% Of Affect ed Land
771	41112709 17	Jahir Ali	Male	46	Late. Saijuddin	Rickshaw Driver	7	12000	0	12000	8	7	87.5
772	41112709 18	Ramiz Uddin	Male	71	Late. Bodor Uddin	Agricultural Work	8	13000	1813	14813	115	7.25	6.3
773	41112709 20	Miaz Uddin	Male	48	Late. Anyet Ullah	Agricultural Work	3	11000	0	11000	71.94	11.51 29	16
774	41112709 21	Alam Miah	Male	35	Late. Abdus-Samad	Bairds Business	5	13000	0	13000	53	3.5	6.6
775	41112709 22	Md. Abdul Baten Miah	Male	62	Late. Taj Uddin	Service(Non-Govt.)	5	8000	2000	10000	118.44	35.74 69	30.18
776	41112709 23	Abdul Karim	Male	44	Late. Jahir Uddin	Employee (Industry,Garments,Co nstruction,Transport)	6	34000	2000	36000	62	1.75	2.82
777	41112709 24	Mofiz Uddin	Male	71	Late. Abdul Khalek	Service(Non-Govt.)	8	29000	30	29030	12.37	3.148	25.45
778	41112709 25	Md. Rahim Uddin	Male	61	Late. Abdul Khalek	Employee (Industry,Garments,Co nstruction,Transport)	8	29300	30	29330	30.62	3.204	10.46
779	41112709 26	Md. Jashim Uddin	Male	48	Late. Abdul Khalek Miah	Employee (Industry,Garments,Co nstruction,Transport)	5	12000	1000	13000	28.86	3.95	13.69
780	41112709 27	Rajan Uddin	Male	44	Late. Abdul Barek	Service(Non-Govt.)	4	14000	0	14000	23.43	5.985 9	25.55
781	41112709 28	Nasir Uddin Miah	Male	53	Late. Abdul Barek	Business	3	21000	30	21030	17.86	3.093	17.32
782	41112709 29	Sala Uddin	Male	42	Late. Abdul Barek	Engineer	5	25000	110	25110	19.72	6.386	32.38
783	41112709 30	Moslem Uddin	Male	32	Late. Abdul Barek	Service(Non-Govt.)	3	13000	300	13300	15.36	3.093	20.14
784	41112709 32	Amir Hossen	Male	47	Late. Saiz Uddin	Driver	5	12000	40	12040	12.47	4.53	36.33
785	41112709 33	Hashem Prodhan	Male	77	Late. Sofur Uddin	Aged	11	24000	1500	25500	192	5.5	2.86
786	41112709 34	Kamal	Male	40	Late. Alauddin	Service(Non-Govt.)	4	21000	265	21265	187	7.5	4.01
787	41112709 35	Enamul Karim	Male	50	Rezaul Karim	Cow/Got/Duck/ Chicken/Bird Seller	4	14000	670	14670	150	28.35	18.9

Sl. No	Reference No	Name of AP	Sex	Age	Father/ Husband Name	Main Occupation	HHH Size	Distribution Of Affected Households' Income			Percentage Of Loss (Land)		
								HHH Monthly Income From Primary Source	HHH Monthly Income From Secondary Source	HHH Monthly Total Income	Total Land Of Affected Hhs (in Dec)	Affect ed Land (in Dec)	% Of Affect ed Land
788	4111270937	Emanul Haque	Male	67	Late. Abdul Kadir	Driver	5	16000	0	16000	10.2	1	9.8
789	4111270938	Ahsan Ullah	Male	25	Late. Serajul Haq	Employee (Industry,Garments,Construction,Transport)	3	6000	1060	7060	41.5	6.5	15.66
790	4111270939	Obaydul Haque Miah	Male	69	Late. Abdul Rahman	Jute Business	5	13000	2000	15000	117	22	18.8
791	4111270940	Hazi Mohiuddin	Male	50	Mosla Uddin	Business	6	200000	4000	204000	432	30.07	6.96
792	4111270941	Babul Miah	Male	46	Late. Alauddin	Grocery Shop	8	11000	10600	21600	329	2.25	0.68
793	4111270942	Md. Sirajul Islam Bhuiyan	Male	57	Late. Ifaz Uddin Ahmed	Hand/Power Loom	4	50000	1000	51000	89	17.16	19.28
794	4111270943	Belayet Hossain	Male	41	Late. Sona Miah	Driver	5	13000	0	13000	42	0.2	0.48
795	4111270949	Golzar Hossain	Male	37	Hus. Late. Islam	Agricultural Laborer	4	12500	0	12500	10.5	0.95	9.05
796	4111270950	Md. Fazlul Karim	Male	32	Late. Solaiman	Employee (Industry,Garments,Construction,Transport)	3	12500	500	13000	31.5	0.98	3.11
797	4111270951	Nasu Miah	Male	82	Late. Amir Uddin	Aged	7	10000	0	10000	23	0.04	0.17
798	4111270952	Nurul Islam	Male	48	Late. Rahom Ali	Grocery Shop	4	12000	2000	14000	174	2.6	1.49
799	4111270954	Moslem Miah	Male	52	Late. Hamiruddin	Agricultural Work	4	8000	0	8000	60	10	16.67
800	4111270955	Abdul Barek	Male	50	Late. Hamiruddin	Business	4	10000	500	10500	30	11.5	38.33
801	4111270956	Oliullah	Male	41	Miraz Uddin	Employee (Industry,Garments,Construction,Transport)	4	8000	0	8000	17.08	2.8929	16.94
802	4111270958	Md. Habib Ullah	Male	37	Miaz Uddin	Cloth Shop	4	16000	0	16000	7.57	2.8928	38.21
803	4111270959	Abu Dayen Bhuiyan	Male	60	Late. Tayez Uddin	Contractor	4	25000	0	25000	61.5	12.583	20.46

Sl. No	Reference No	Name of AP	Sex	Age	Father/ Husband Name	Main Occupation	HHH Size	Distribution Of Affected Households' Income			Percentage Of Loss (Land)		
								HHH Monthly Income From Primary Source	HHH Monthly Income From Secondary Source	HHH Monthly Total Income	Total Land Of Affected Hhs (in Dec)	Affect ed Land (in Dec)	% Of Affect ed Land
804	41112709 60	Saiful Islam	Male	33	Late. Abdus Samad Miah	Cloth Shop	5	18000	0	18000	23.5	1.733	7.37
805	41112709 63	Md. Ferdaus	Male	27	Late. Taher Ali	Employee (Industry,Garments,Co nstruction,Transport)	4	9000	0	9000	8.11	3.17	39.09
806	41112709 64	Abdul Gofur	Male	34	Late. Taher Ali	CNG Driver	3	12500	0	12500	8.11	3.17	39.09
807	41112709 67	Monir Hossain	Male	40	Late. Saizuddin	Van Driver	7	13000	380	13380	25.61	3.18	12.42
808	41112709 68	Abdul Basat	Male	60	Late. Saiz Uddin	Vegetable Shop	4	25000	0	25000	2.12	1.12	52.83
809	41112709 71	Harunur Rashid	Male	39	Late. Abu Siddique	Auto Driver	6	12500	86	12586	11.238	3.11	27.67
810	41112709 72	Md. Jaynal	Male	45	Late. Abu Siddique	Auto Driver	6	27000	300	27300	39.238	6.62	16.87
811	41112709 80	Akter Hossain	Male	39	Late. Nur Islam	Service(Non-Govt.)	5	10000	170	10170	11	0.95	8.64
812	41112709 81	Zamir Uddin	Male	80	Late. Amir Uddin	Agricultural Work	3	10200	0	10200	35	0.04	0.11
813	41112709 82	Mokter Hossen	Male	54	Late. Asgor Ali	Coating & Mattress Business	4	35500	500	36000	48	0.04	0.08
814	41112709 83	Abu Sayeed	Male	65	Late. Badshah Miah	Service(Non-Govt.)	7	18000	350	18350	34	0.03	0.09
815	41112709 84	Md. Ibrahim Bhuiyan	Male	68	Late. Yousuf Bhuiyan	Agricultural Work	6	20000	0	20000	26.17	4.78	18.27
816	41112709 87	Samim Miah	Male	30	Late. Moba rak Hossain	Cloth Shop	5	21000	0	21000	5.66	0.43	7.6
817	41112709 88	Shahab Uddin	Male	29	Late. Yousuf Ali Bhuiyan	Employee (Industry,Garments,Co nstruction,Transport)	2	12000	300	12300	16.67	4.78	28.67
818	41112709 89	Md. Habib Ullah	Male	43	Late. Yousuf Ali	Auto Driver	5	15000	170	15170	21.67	4.77	22.01
819	41112709 90	Ali Ahammed	Male	38	Late. Yousuf Ali	Cow/Got/Duck/ Chicken/Bird Seller	4	15000	1300	16300	49.17	4.77	9.7
820	41112709 91	Nur Mohammed	Male	43	Late. Yousuf Ali	Imam	4	12500	500	13000	21.66	4.76	21.98

Sl. No	Reference No	Name of AP	Sex	Age	Father/ Husband Name	Main Occupation	HHH Size	Distribution Of Affected Households' Income			Percentage Of Loss (Land)		
								HHH Monthly Income From Primary Source	HHH Monthly Income From Secondary Source	HHH Monthly Total Income	Total Land Of Affected Hhs (in Dec)	Affect ed Land (in Dec)	% Of Affect ed Land
821	41112709 92	Abu Taleb	Male	54	Late. Yousuf Ali	Retired	7	12000	170	12170	21.67	4.76	21.97
822	41112709 96	Shahjahan	Male	53	Late. Abdur Rahman	Agricultural Work	3	13000	0	13000	106	7.66	7.23
823	41112709 97	Din Mohammad Miah	Male	64	Late. Abdur Rahman	Agricultural Work	5	14000	0	14000	91	7.67	8.43
824	41112709 98	Serajul Haque	Male	56	Late. Abdur Rahman	Rice Business	3	13000	2000	15000	113	7.67	6.79
825	41112709 99	Rostam Ali	Male	70	Late. Idris Ali	Agricultural Work	6	13500	0	13500	49	9.63	19.65
826	41112710 00	Md. Hossen	Male	39	Late. Sobahan	Day Labour	5	14500	500	15000	25	0.04	0.16
827	41112710 02	Anowar Ali	Male	55	Late. Abdul Hakim	Service(Non-Govt.)	5	12500	500	13000	68	8	11.76
828	41112710 03	Md. Year Ali	Male	49	Late. Fochu Miah	Jute Business	5	30000	1100	31100	69	22.75	32.97
829	41112710 04	Jafil Uddin Mia	Male	50	Late. Nuru Mia	Grocery Shop	5	14500	250	14750	16	6.5	40.63
830	41112710 06	Shahin Miah	Male	41	Late. Abdul Malek Miah	Land Business	6	20000	0	20000	27.5	1.733	6.3
831	41112710 07	Md. Nazrul Islam	Male	51	Late. Tamij Uddin	Medicine Shop	5	12000	3000	15000	172	13	7.56
832	41112710 08	Abu Kasem	Male	38	Late. Abu Siddique	Cow/Got/Duck/ Chicken/Bird Seller	5	11000	2000	13000	18.238	3.11	17.05
833	41112710 09	Md. Selim Miah	Male	45	Late. Abdul Malek Miah	Cotton Busniss	6	15000	500	15500	227	3.22	1.42
834	41112710 10	Anowar Hossain	Male	32	Late. Islam	Employee (Industry,Garments,Co nstruction,Transport)	5	13000	0	13000	10.5	0.95	9.05
835	41112710 12	Md. Nasir Uddin	Male	40	Late. Yousuf Ali Sarkar	Agricultural Laborer	6	9500	3000	12500	73.6	3.65	4.96
836	41112710 13	Abdul Halim Sarkar	Male	33	Late. Giasuddin Sarkar	Jute Business	5	12000	5000	17000	236	28.5	12.08
837	41112710 14	Md. Bokul Miah	Male	39	Late. Abdul Razak	Fish Seller	4	14000	0	14000	3.238	0.95	29.34

Sl. No	Reference No	Name of AP	Sex	Age	Father/ Husband Name	Main Occupation	HHH Size	Distribution Of Affected Households' Income			Percentage Of Loss (Land)		
								HHH Monthly Income From Primary Source	HHH Monthly Income From Secondary Source	HHH Monthly Total Income	Total Land Of Affected Hhs (in Dec)	Affect ed Land (in Dec)	% Of Affect ed Land
838	4111271015	Tota Miah	Male	54	Late. Razzak	Fish Seller	7	22000	500	22500	25.098	1.978	7.88
839	4111271016	Abdul Kadir Bhuiyan	Male	44	Late. Nur Mohammad Bhuiyan	Business	5	14000	420	14420	59	11	18.64
840	4111271017	Md. Sattar Bhuiyan	Male	26	Late. Nur Mohammad Bhuiyan	Service(Non-Govt.)	3	8500	0	8500	49	1.1667	2.38
841	4111271018	Almas Ali	Male	70	Late. Pir Box	Agricultural Work	7	36000	0	36000	97	7.75	7.99
842	4111271019	Abdul Baten Bhuiyan	Male	57	Late. Abdul Latif Bhuiyan	Business	5	37000	2000	39000	475	5.16	1.09
843	4111271020	Md. Julhas Bhuiyan	Male	37	Late. Abdul Latif Bhuiyan	Poultry	4	12000	180	12180	29	5.17	17.83
844	4111271021	Shahjahan Bhuiyan	Male	50	Late. Abdul Lotif Bhuiyan	Agricultural Laborer	5	13000	1800	14800	170	5.17	3.04
845	4111271022	Masum	Male	32	Late. Rahman Kazi	Service(Non-Govt.)	2	30000	1060	31060	49.5	4.4166	8.92
846	4111271023	Motin Kazi	Male	75	Late. Soleman Kazi	Doctor	3	80000	135	80135	45.5	4.4166	9.71
847	4111271024	Zafor Kazi	Male	30	Late. Rahman Kazi	Service(Non-Govt.)	2	40000	1000	41000	42	4.4167	10.52
848	4111271025	Kazi Abu Bakar	Male	55	Late. Hasem Kazi	Cloth Shop	5	24000	250	24250	149.5	7.4167	4.96
849	4111271026	Khokon Kaji	Male	50	Late. Solaiman Kazi	Service (Govt.)	4	91000	500	91500	50.5	7.4167	14.69
850	4111271027	Abdul Majid	Male	80	Late. Yousuf Kazi	Retired	3	40000	2120	42120	74.5	4.4167	5.93
851	4111271028	Sukur Ali	Male	50	Late. Asalod	Business	5	60000	155	60155	44.5	4.37	9.82
852	4111271029	Tobarok	Male	55	Late. Joynal Abedin	Business	2	15000	110	15110	95	4.37	4.6
853	4111271030	Samad	Male	36	Late. Nur Mohammad Bhuiyan	Cloth Shop	6	14000	0	14000	49	1.1666	2.38
854	4111271031	Md. Piarul Hasan	Male	30	Late. Joynal Abadin Bhuiyan	Hand/Power Loom	5	15000	150	15150	120	4.38	3.65
855	4111271032	Yakub Kazi	Male	70	Late. Ibrahim Kazi	Agricultural Work	5	22000	0	22000	57	9	15.79

Sl. No	Reference No	Name of AP	Sex	Age	Father/ Husband Name	Main Occupation	HHH Size	Distribution Of Affected Households' Income			Percentage Of Loss (Land)		
								HHH Monthly Income From Primary Source	HHH Monthly Income From Secondary Source	HHH Monthly Total Income	Total Land Of Affected Hhs (in Dec)	Affect ed Land (in Dec)	% Of Affect ed Land
856	4111271033	Dulal Bhuiyan	Male	42	Late. Abdul Ali Bhuiyan	Business	6	12000	254	12254	42	7.17	17.07
857	4111271035	Firoz Miah	Male	48	Late. Abdul Kadir	Business	10	44000	680	44680	680	19.5	2.87
858	4111271036	Zahirul Haque	Male	62	Late. Bosor Uddin	Agricultural Work	4	31500	0	31500	64	3.5	5.47
859	4111271037	Sirajul Haque	Male	65	Late. Bosor Uddin	Aged	4	12000	880	12880	49	3.5	7.14
860	4111271038	Monjur	Male	42	Late. Danes	Road/Cement Business	4	15000	555	15555	24	15.75	65.63
861	4111271039	Anwar Ali	Male	52	Late. Abdul Hakim	Service(Non-Govt.)	5	11500	570	12070	114	15.75	13.82
862	4111271040	Shafiuddin	Male	58	Late. Oaz Uddin	Agricultural Laborer	4	28000	4000	32000	148	15.75	10.64
863	4111271041	Abdul Nur Bhuiyan	Male	52	Late. Sukkur Mahamud Bhuiyan	Teacher (Non-Govt.)	5	16000	1000	17000	78	5	6.41
864	4111271042	Abdul Gaffar Bhuiyan	Male	65	Late. Sukkur Mahamud Bhuiyan	Agricultural Work	4	19000	0	19000	174	5	2.87
865	4111271044	Moslem Bhuiyan	Male	72	Late. Rajob Ali	Retired	6	38000	2000	40000	88	32.5	36.93
866	4111271045	Jahidul	Male	37	Late. Abdul Ali	Selling Of Open Place	3	12000	250	12250	43	7.16	16.65
867	4111271046	Fozlul Huq	Male	36	Late. Abdul Ali Bhuiyan	Grocery Shop	5	14500	1200	15700	35	7.17	20.49
868	4111271047	Kazi Harun-Or- Rashid	Male	52	Late. Mahorum Kazi	Medicine Shop	4	17000	380	17380	29	10.75	37.07
869	4111271049	Emdad Kazi	Male	37	Late. Toayob Kazi	Selling Of Open Place	4	13000	60	13060	24.5	13	53.06
870	4111271050	Ataur Kazi	Male	41	Late. Toayob Kazi	Selling Of Open Place	5	12000	500	12500	13.5	2	14.81
871	4111271051	Md. Zulhas	Male	40	Late. Joynal Abedin	Hand/Power Loom	4	12000	2000	14000	56.5	11.14	19.72
872	4111271052	Kazi Sah Alam	Male	39	Late. Soruj Kazi	Abroad	4	22000	280	22280	46	7.9	17.17
873	4111271053	Mosleh Uddin	Male	55	Late. Roshid Kazi	Abroad	4	30000	500	30500	76	4.5	5.92

Sl. No	Reference No	Name of AP	Sex	Age	Father/ Husband Name	Main Occupation	HHH Size	Distribution Of Affected Households' Income			Percentage Of Loss (Land)		
								HHH Monthly Income From Primary Source	HHH Monthly Income From Secondary Source	HHH Monthly Total Income	Total Land Of Affected Hhs (in Dec)	Affect ed Land (in Dec)	% Of Affect ed Land
874	41112710 54	Md. Harun	Male	51	Late. Afaz Uddin	Service(Non-Govt.)	4	15000	2100	17100	125	0.75	0.6
875	41112710 57	Kazi Zaman	Male	37	Kazi Sultan	Employee (Industry,Garments,Co nstruction,Transport)	9	69500	65	69565	31.5	5.5	17.46
876	41112710 58	Amir Kazi	Male	60	Late. Abdul Latif Kazi	Service(Non-Govt.)	4	80000	460	80460	132	13	9.85
877	41112710 59	Habibur Rahman Khokan	Male	50	Late. Solaiman Kazi	Service (Govt.)	1	23000	421	23421	118	12	10.17
878	41112710 60	Asad Kazi	Male	71	Late. Sobdor Kazi	Aged	4	11000	1800	12800	87.5	53.5	61.14
879	41112710 61	Md. Aiub Kazi	Male	57	Late. Toyeb Kazi	Unemployed	6	23000	1500	24500	13.9	2	14.39
880	41112710 62	Kazi Mozibur	Male	37	Late. Suruj Kazi	Cloth Shop	6	12000	1000	13000	26	7.9	30.38
881	41112710 63	Kazi Nasir Uddin	Male	50	Late. Soruj Kazi	Cloth Shop	6	28500	280	28780	26	7.9	30.38
882	41112710 64	Kazi Gias Uddin	Male	63	Late. Soruj Kazi	Cloth Shop	8	67000	1000	68000	90	7.9	8.78
883	41112710 65	Kazi Serazul Hoque	Male	65	Late. Saizuddin Kazi	Cloth Shop	8	35000	3000	38000	87	7.9	9.08
884	41112710 66	Jabbar Bhuiyan	Male	25	Late. Nur Mohammad Bhuiyan	Service(Non-Govt.)	5	12000	1060	13060	61	9.166 7	15.03
885	41112710 67	Abdul Awal	Male	47	Late. Aman Ullah	Employee (Industry,Garments,Co nstruction,Transport)	5	12000	1000	13000	32	8.35	26.09
886	41112710 70	Md. Sukkur Ali	Male	61	Late. Idris Ali Bepari	Agricultural Work	5	12700	0	12700	216	14.21	6.58
887	41112710 71	Monir	Male	45	Late. Siraj Uddin Miah	Selling Of Open Place	5	12000	170	12170	105	4.83	4.6
888	41112710 72	Asad Miah	Male	39	Late. Siraj Uddin Bepari	Business	4	15000	160	15160	20.5	4.58	22.34
889	41112710 73	Abdus Sattar	Male	69	Late. Hafizur Rahman	Jute Business	7	46000	2100	48100	88	7	7.95
890	41112710 74	Zahirul	Male	39	Nuru Bepary	Grocery Shop	4	12000	2000	14000	112	10	8.93

Sl. No	Reference No	Name of AP	Sex	Age	Father/ Husband Name	Main Occupation	HHH Size	Distribution Of Affected Households' Income			Percentage Of Loss (Land)		
								HHH Monthly Income From Primary Source	HHH Monthly Income From Secondary Source	HHH Monthly Total Income	Total Land Of Affected Hhs (in Dec)	Affect ed Land (in Dec)	% Of Affect ed Land
891	4111271075	Md. Tota	Male	66	Late. Aziz Rahman	Business	3	18000	800	18800	87	0.5	0.57
892	4111271076	Md. Kobir Miah	Male	41	Late. Jain Uddin	Grocery Shop	4	12000	2000	14000	39	11.63	29.82
893	4111271077	Mokhlesur Rahman	Male	55	Late. Siraj Uddin	Business	5	18000	360	18360	59.5	10.25	17.23
894	4111271078	Abdul Ohid	Male	41	Late. Anser Miah	Agricultural Laborer	6	11500	1600	13100	128	25.63	20.02
895	4111271079	Rohul Amin	Male	60	Late. Kofil Uddin	Agricultural Laborer	5	16000	500	16500	22	5	22.73
896	4111271080	Alom & Others	Male	40	Late. Jobed Ali	Cloth Shop	4	13000	350	13350	31	11	35.48
897	4111271081	Md. Yasin Mollah	Male	78	Late. Joyn Uddin	Agricultural Work	6	12500	0	12500	90.239	12.57	13.93
898	4111271083	Zakir Hossen	Male	40	Late. Hafizur Rahman Bhuiyan	Business	5	8000	1000	9000	36	8.75	24.31
899	4111271084	Amir Hossain	Male	51	Late. Hafizur Rahman	Agricultural Work	4	2700	0	2700	52	8.75	16.83
900	4111271085	Nasir Uddin	Male	48	Late. Hasib Mollah	Day Labour	3	7000	1000	8000	54	8.87	16.43
901	4111271086	Abdul Motin Mollah	Male	79	Late. Ohed Ali	Aged	6	11000	8000	19000	346	21.88	6.32
902	4111271087	Moktar	Male	55	Late. Kazi Samsuddin	Contractor	4	50000	3000	53000	170	24	14.12
903	4111271089	Mohammed Wahab	Male	49	Md. Anser Ali	Agricultural Laborer	5	48000	2100	50100	80	8.13	10.16
904	4111271090	Abdul Aziz	Male	70	Late. Anser Prodhan	Aged	9	23000	5400	28400	178	3.12	1.75
905	4111271091	Rafikul	Male	43	Late. Abdul Mannan	Rice Business	4	8000	0	8000	6.239	0.95	15.23
906	4111271092	Nur Islam	Male	55	Late. Abdul Mannan	Jute Business	4	15000	0	15000	42.238	0.95	2.25
907	4111271093	Sirajul Islam	Male	47	Late. Abdul Mannan	Business	6	20000	200	20200	9.238	0.95	10.28
908	4111271094	Md. Nazrul Islam	Male	45	Late. Abdul Mannan	CNG Driver	5	12000	500	12500	9.238	0.95	10.28

Sl. No	Reference No	Name of AP	Sex	Age	Father/ Husband Name	Main Occupation	HHH Size	Distribution Of Affected Households' Income			Percentage Of Loss (Land)		
								HHH Monthly Income From Primary Source	HHH Monthly Income From Secondary Source	HHH Monthly Total Income	Total Land Of Affected Hhs (in Dec)	Affect ed Land (in Dec)	% Of Affect ed Land
909	4111271095	Arif Hasan	Male	32	Late. Abdul Mannan	Business	3	12000	140	12140	10.238	0.95	9.28
910	4111271099	Anowar Hossen	Male	18	Late. Abdur Razzak	Driver	2	15000	0	15000	24.238	0.95	3.92
911	4111271100	Md. Barek	Male	80	Late. Afser Uddin	Aged	5	18000	0	18000	6.238	0.96	15.39
912	4111271101	Eidris Mia	Male	65	Late. Abor Uddin Bepary	Agricultural Work	2	2000	0	2000	44.238	0.96	2.17
913	4111281102	Md. Abu Badsha	Male	50	Late. Gazi Abdul Latif	Grocery Shop	4	12000	300	12300	90.25	40.25	44.6
914	4111281106	Md. Judge Miah	Male	64	Late. Taizuddin	Agricultural Work	5	11282	800	12082	50	17.35	34.7
915	4111281107	Milon	Male	41	Late. Khobir Uddin	Hand/Power Loom Worker	5	12000	1000	13000	26.5	0.63	2.38
916	4111281108	Md. Mukti Sikder	Male	40	Late. Abdul Gaffar Sikder	Business	5	20000	347	20347	225	71	31.56
917	4111281109	Firoz Mia	Male	55	Late. Sukkur Ali	Fish Seller	6	6000	0	6000	7.5	4.85	64.67
918	4111281110	Abul Kashem	Male	33	Late. Suruj Miah	Hand/Power Loom Worker	8	27000	0	27000	11.85	4.85	40.93
919	4111281112	Dulal Mia	Male	43	Late. Sukkur	Hand/Power Loom Worker	3	12500	0	12500	12.87	4.87	37.84
920	4111281113	Asad Miah	Male	39	Late. Sukkur	Employee (Industry,Garments,Construction,Transport)	3	13000	0	13000	7.5	4.85	64.67
921	4111281114	Saijuddin	Male	72	Late. Mofiz Uddin	Business	6	17000	0	17000	33	0.34	1.03
922	4111281115	Jalil Miah	Male	50	Late. Taleb Ali	Business	4	13000	500	13500	52	0.96	1.85
923	4111281116	Mizan Miah	Male	45	Late. Taleb Ali	Rice Business	4	12500	400	12900	52	0.95	1.83
924	4111281117	Md. Abu Dayen Mollah	Male	64	Late. Mohammad Mollah	Grocery Shop	3	30000	90	30090	28	1.17	4.18
925	4111281118	Abdul Hai Mollah	Male	55	Late. Ali Mohammad Mollah	Grocery Shop	4	33000	90	33090	95	1.17	1.23
926	4111281120	Md. Gias Uddin Mollah	Male	68	Late. Abdul Mojid Mollah	Retired	7	40000	1200	41200	168	21.38	12.73

Sl. No	Reference No	Name of AP	Sex	Age	Father/ Husband Name	Main Occupation	HHH Size	Distribution Of Affected Households' Income			Percentage Of Loss (Land)		
								HHH Monthly Income From Primary Source	HHH Monthly Income From Secondary Source	HHH Monthly Total Income	Total Land Of Affected Hhs (in Dec)	Affect ed Land (in Dec)	% Of Affect ed Land
927	41112811 21	Md. Harun	Male	54	Late. Tufani Miah	Agricultural Laborer	4	12000	215	12215	11	6	54.55
928	41112811 22	Md. Milon Miah	Male	38	Late. Tufani Miah	Agricultural Laborer	5	6000	215	6215	9	6	66.67
929	41112811 23	Shahjahan Miah	Male	69	Late. Tufani Miah	Agricultural Work	7	16227	0	16227	14	6	42.86
930	41112811 25	Md. Shahid Ullah Mollah	Male	80	Late. Shariut Ullah Mollah	Retired	5	12000	1000	13000	82	14.5	17.68
931	41112811 27	Alomgir Hossain Mollah	Male	40	Abdul Korim Mollah	Service (Govt.)	7	15000	0	15000	21	1.38	6.57
932	41112811 28	Shamsu Miah	Male	69	Late. Lal Miah	Livestock	10	20000	0	20000	6.3	2.3	36.51
933	41112811 29	Odud Miah	Male	54	Late. Lal Miah	Grocery Shop	5	16000	0	16000	6.3	2.3	36.51
934	41112811 33	Pear Ali	Male	60	Late. Abdul Malek	Abroad	4	25000	1500	26500	65.34	0.34	0.52
935	41112811 34	Md. Asad Sikder	Male	50	Late. Rouf Sikder	Agricultural Laborer	5	12500	0	12500	6	3	50
936	41112811 36	Md. Al- Amin	Male	28	Late. Anower Hossain	Auto Driver	4	16000	0	16000	11.5	3.5	30.43
937	41112811 38	Md. Lokaman Hakim	Male	26	Md. Ayub Ali	Unemployed (Disable)	3	7000	2500	9500	11	3.5	31.82
938	41112811 39	Md. Sharif	Male	25	Md. Pear Hossain Bhuiyan	Student	4	15000	0	15000	7	3.5	50
939	41112811 41	Md. Halim	Male	43	Late. Majid Mollah	CNG Driver	7	11500	1000	12500	6.33	0.33	5.21
940	41112811 42	Shamim Mollah	Male	51	Shahidullah Molla	Service(Non-Govt.)	6	20000	330	20330	78	13	16.67
941	41112811 44	Abdul Awal	Male	66	Late. Abed Ali Prophan	Hand/Power Loom	13	130000	210	130210	138	8.25	5.98
942	41112811 45	Sagar Hossain Mollah	Male	23	Md. Mazba Uddin Mollah	Van Driver	3	8000	0	8000	7	3.5	50
943	41112811 46	Mukter Hossain Miah	Male	44	Sukkur Ali Munshi	Service(Non-Govt.)	4	14000	1000	15000	38	3	7.89
944	41112811 48	Mokbul Hossain	Male	50	Late. Sukkur Munshi	Business	4	12000	1500	13500	83	4.75	5.72

Sl. No	Reference No	Name of AP	Sex	Age	Father/ Husband Name	Main Occupation	HHH Size	Distribution Of Affected Households' Income			Percentage Of Loss (Land)		
								HHH Monthly Income From Primary Source	HHH Monthly Income From Secondary Source	HHH Monthly Total Income	Total Land Of Affected Hhs (in Dec)	Affect ed Land (in Dec)	% Of Affect ed Land
945	41112811 49	Anower Hossain	Male	54	Sukkur Ali Munshi	Agricultural Laborer	6	15500	750	16250	61	20	32.79
946	41112811 51	Md. Monu Miah	Male	32	Late. Md. Muzaffor Ali	Employee (Industry,Garments,Co nstruction,Transport)	5	33000	2500	35500	49	0.5	1.02
947	41112811 52	Hazi. Abdul Karim Mollah	Male	65	Late. Ali Modini	Retired	3	15000	0	15000	109.75	17.75	16.17
948	41112811 53	Fazlul Haque	Male	45	Late. Tomez Uddin	Grocery Shop	5	10000	0	10000	89	15.63	17.56
949	41112811 54	Motin	Male	65	Late. Rahmot Ali	Day Labour	4	11500	1000	12500	57	3.38	5.93
950	41112811 57	Shafiqul Islam Bhuiyan	Male	53	Late. Gul Box Bhuiyan	Business	5	60000	1500	61500	208	11.62	5.59
951	41112811 58	Dipty	Male	56	Late. Nowab Ali	Day Labour	9	17500	350	17850	35	2.5	7.14
952	41112811 60	Md. Alom Miah	Male	52	Late.Nayeb Ali	Rice Business	5	15000	3600	18600	141	23.75	16.84
953	41112811 61	Md. Rafikul Islam	Male	53	Late. Abdul Rahman Sarker	Agricultural Laborer	3	11000	1500	12500	57	3.37	5.91
954	41112811 62	Abu Talek	Male	66	Late. Nowab Ali	Employee (Industry,Garments,Co nstruction,Transport)	5	10000	5000	15000	26.5	2.25	8.49
955	41112811 63	Safiqul Islam	Male	71	Late. Cherag Ali	Agricultural Work	3	2500	0	2500	142	3.2	2.25
956	41112811 64	Mukbol Hossain	Male	38	Late. Khabir Uddin	Employee (Industry,Garments,Co nstruction,Transport)	4	12000	500	12500	39	3.63	9.31
957	41112811 65	Md. Jakir Hossain	Male	29	Late. Khabir Uddin	Service(Non-Govt.)	14	35000	1400	36400	108	5.26	4.87
958	41112811 67	Sona Mia	Male	89	Late. Cherag Ali Prodhan	Agricultural Work	5	14460	0	14460	66	7.46	11.3
959	41112811 68	Nur Islam	Male	60	Late. Rajjab Ali	Cloth Shop	2	12000	300	12300	19	8.7	45.79
960	41112811 69	Md. Halim	Male	45	Late. Yaz Uddin	Agricultural Laborer	4	7500	100	7600	77	4.83	6.27
961	41112811 70	Tobu Ullah	Male	73	Late. Abdul Hoque	Business	6	25000	7000	32000	31	28	90.32

Sl. No	Reference No	Name of AP	Sex	Age	Father/ Husband Name	Main Occupation	HHH Size	Distribution Of Affected Households' Income			Percentage Of Loss (Land)		
								HHH Monthly Income From Primary Source	HHH Monthly Income From Secondary Source	HHH Monthly Total Income	Total Land Of Affected Hhs (in Dec)	Affect ed Land (in Dec)	% Of Affect ed Land
962	4111281171	Babul Miah	Male	53	Late. Kadom Ali	Livestock	2	14000	1000	15000	90	2.42	2.69
963	4111281173	Md. Selim Uddin	Male	69	Late. Tamiz Uddin	Color Mechanic	7	48000	500	48500	38.5	7.36	19.12
964	4111281174	Mafiz Uddin	Male	59	Late. Tamiz Uddin	Business	5	32000	1000	33000	42	7.37	17.55
965	4111281175	Shafiqul Islam	Male	35	Late. Kadom Ali	Business	4	15000	1000	16000	95	2.42	2.55
966	4111281176	Fazlul Haque Mollah	Male	65	Late. Alim Uddin	Agricultural Work	7	53000	0	53000	140	14.5	10.36
967	4111281182	Md. Arman Hossain	Male	42	Late. Shamsuzzaman	Service(Non-Govt.)	2	15000	50	15050	35	5.5	15.71
968	4111281184	Mukter Hossain	Male	60	Late. Kamiz Uddin	Grocery Shop	4	13000	2600	15600	96.5	1.5	1.55
969	4111281185	Md. Selim Miah	Male	42	Late. Monsor Ali	Agricultural Laborer	7	6000	1500	7500	35	18	51.43
970	4111281186	Tariqul Islam	Male	22	Late. Mazid	Employee (Industry,Garments,Construction,Transport)	9	25000	0	25000	32	4.75	14.84
971	4111281187	Nur Mohammad Bhuiyan	Male	27	Late. Arju Bhuiyan	Service(Non-Govt.)	2	12000	5000	17000	16	4.75	29.69
972	4111281188	Arif Bhuiyan	Male	22	Mohon Bhuiyan	Employee (Industry,Garments,Construction,Transport)	5	19000	400	19400	19	9.5	50
973	4111281189	Md. Sumon Bhuiyan	Male	38	Late. Abdul Hai Bhuiyan	Service(Non-Govt.)	4	12500	0	12500	26	4.75	18.27
974	4111281190	Md. Arman Bhuiyan	Male	34	Late. Abdul Hai	Employee (Industry,Garments,Construction,Transport)	3	10000	0	10000	17.75	4.75	26.76
975	4111281197	Shah Alam	Male	32	Late. Monju Hossain	Cloth Shop	10	51000	500	51500	20	3	15
976	4111281199	Nure Alam Bhuiyan	Male	39	Late. Arju Bhuyain	Service(Non-Govt.)	4	15000	0	15000	14.5	4.75	32.76
977	4111281202	Shahin	Male	45	Late. Abdul Berek	Abroad	4	15000	1000	16000	70.5	0.75	1.06

Sl. No	Reference No	Name of AP	Sex	Age	Father/ Husband Name	Main Occupation	HHH Size	Distribution Of Affected Households' Income			Percentage Of Loss (Land)		
								HHH Monthly Income From Primary Source	HHH Monthly Income From Secondary Source	HHH Monthly Total Income	Total Land Of Affected Hhs (in Dec)	Affect ed Land (in Dec)	% Of Affect ed Land
978	4111281204	Rahim Uddin	Male	64	Late. Tamiz Uddin	Agricultural Work	8	17943	2100	20043	45	7.37	16.38
979	4111281205	Md. Babul Miah	Male	40	Late. Abdul Barek	Hand/Power Loom	4	25000	1000	26000	70.5	0.75	1.06
980	4111281206	Md. Kabir Hossain	Male	36	Late. Abdul Barek	Hand/Power Loom	4	30000	1000	31000	70.5	0.75	1.06
981	4111281207	Md. Anowar Ali	Male	61	Late. Tomiz Uddin	Hand/Power Loom	6	56000	10000	66000	767	68.5	8.93
982	4111281208	Motin Mollah	Male	48	Late. Ali Mohammad Mollah	Service(Non-Govt.)	5	37000	1070	38070	118	29.91	25.35
983	4111281209	Robi Ullah	Male	40	Late.Asan Ullah	Shop Employee	4	8000	0	8000	16	4.75	29.69
984	4111281210	Mejbauddin Mollah	Male	69	Gazi Abdul Latif Mollah	Grocery Shop	5	25000	5300	30300	190.75	17.25	9.04
985	4111281211	Md. Shaidur Rahman	Male	35	Md. Bachchu Miah	Service(Non-Govt.)	3	11500	1000	12500	34.75	2.75	7.91
986	4111281212	Sirajul Islam	Male	62	Late. Abdul Aziz	Agricultural Laborer	6	32000	50	32050	36.5	1.62	4.44
987	4111281214	Md. Abdul Mannan Miah	Male	50	Md. Sabed Ali (Sabu)	Service (Govt.)	5	22000	120	22120	141	5.95	4.22
988	4111281215	Md. Shaheen Bhuiyan	Male	48	Late. Efaz Uddin Ahammed	Agricultural Laborer	4	5000	300	5300	65	6	9.23
989	4111281217	Md. Helal Bhuiyan	Male	38	Abdul Wahab Bhuiyan	Business	4	13000	75	13075	11	6	54.55
990	4111281218	Md. Farhan Jamil Akhi	Male	18	Late. Gauhar Jami Milu	Student	4	12000	20680	32680	21	9	42.86
991	4111281221	Harun Or Rashid	Male	50	Late. Abdul Barek	Business	4	20000	1000	21000	69.5	0.75	1.08
992	4111281222	Samsul Haque	Male	64	Late. Yusuf Ali	Agricultural Laborer	5	12500	485	12985	84	15.17	18.06
993	4111281223	Md. Joynal Abedin	Male	50	Late. Abdur Jalil	Service(Non-Govt.)	4	18000	0	18000	33	6.5	19.7
994	4111281224	Md. Naim Miah	Male	44	Late. Nayeb Ali	Rice Business	3	12000	1343	13343	55	7.67	13.95
995	4111281225	Md. Shahin Miah	Male	40	Late. Nayeb Ali	Grocery Shop	4	12500	247	12747	18	7.67	42.61

Sl. No	Reference No	Name of AP	Sex	Age	Father/ Husband Name	Main Occupation	HHH Size	Distribution Of Affected Households' Income			Percentage Of Loss (Land)		
								HHH Monthly Income From Primary Source	HHH Monthly Income From Secondary Source	HHH Monthly Total Income	Total Land Of Affected Hhs (in Dec)	Affect ed Land (in Dec)	% Of Affect ed Land
996	4111281226	Md. Parvez	Male	28	Hazi Israfil	Abroad	3	25000	300	25300	62	10.5	16.94
997	4111281229	Abdul Mannan Sarkar	Male	46	Late. Yousuf Ali	Agricultural Laborer	4	8000	4500	12500	115	4.67	4.06
998	4111281230	Nasir Uddin	Male	40	Late. Yusuf Ali	Agricultural Laborer	6	5000	3000	8000	86	11.91	13.85
999	4111281231	Monir Hossain	Male	46	Late. Ahammed Ali	Business	5	16000	200	16200	49.5	9.5	19.19
1000	4111281232	Lutfar Rahman	Male	41	Late. Sabed Ali	Business	5	15000	600	15600	69.5	11.12	16
1001	4111281233	Noor Mohammad Miah	Male	74	Late. Ashraf Ali Miah	Grocery Shop	4	35000	3000	38000	248.75	23.88	9.6
1002	4111281234	Khokon Miah	Male	33	Late. Kadom Ali	Jute Business	4	13000	1000	14000	78	2.42	3.1
1003	4211020115	Rabeya	Female	55	Late. Kudrat Ali	Retired	5	39000	0	39000	28	0.5	1.79
1004	4211020121	Samartaban	Female	58	Late. Rup Miah Mollah	Housewife	4	3000	3000	6000	101	31.75	31.44
1005	4211020149	Shurzo Ban	Female	70	Late. Kudrat Ali	Aged	5	19000	5000	24000	168	0.5	0.3
1006	4211031250	Shirin	Female	42	Late. Abed Ali	Agricultural Work	8	34644	0	34644	21	5.67	27
1007	4211031272	Kamrun Nahar	Female	38	Late. Abed Ali Goni	Day Labour	4	24645	0	24645	17	5.67	33.35
1008	4211031273	Roby	Female	34	Hazi Suruz Miah	Housewife	4	12000	620	12620	31.5	17.5	55.56
1009	4211031274	Ruma	Female	30	Hazi Suruz Miah	Housewife	3	13500	615	14115	25.5	17.5	68.63
1010	4211031285	Mst. Kulsum Begum	Female	38	Late. Abed Ali	Teacher (Govt.)	4	30000	300	30300	28	5.66	20.21
1011	4211040156	Rowsan Ara Begum	Female	61	Late,Abdur Rahman	Agricultural Work	17	57000	0	57000	135	25.25	18.7
1012	4211061298	Sadia	Female	12	Late. Ismail	Student	2	2500	353	2853	65	10	15.38

Sl. No	Reference No	Name of AP	Sex	Age	Father/ Husband Name	Main Occupation	HHH Size	Distribution Of Affected Households' Income			Percentage Of Loss (Land)		
								HHH Monthly Income From Primary Source	HHH Monthly Income From Secondary Source	HHH Monthly Total Income	Total Land Of Affected Hhs (in Dec)	Affect ed Land (in Dec)	% Of Affect ed Land
1013	4211061305	Aysha	Female	46	Hus: Absul Mannan	House Worker	7	7000	250	7250	33	4.8125	14.58
1014	4211061306	Fajila	Female	35	Late. Taizuddin	Employee (Industry,Garments,Construction,Transport)	3	12000	1000	13000	80.5	29	36.02
1015	4211061307	Sahera	Female	62	H- Late. Ali Hossain	Housewife	6	3000	3880	6880	145	3	2.07
1016	4211061313	Hasna Ara Begum	Female	47	Late. Kamor Uddin Bhuiyan	Service (Govt.)	4	58000	0	58000	31	0.25	0.81
1017	4211061332	Shadikul Nahar Shima	Female	23	Late. Tofazzal Hossain	Agricultural Work	5	4855	0	4855	147	44.24	30.1
1018	4211061339	Hasna Ara Begum	Female	32	Late. Hazarat Ali	Agricultural Work	4	20730	0	20730	20	0.59	2.95
1019	4211061361	Kohinur Akter	Female	39	H- Asikur Rahman	Service(Non-Govt.)	3	85000	1060	86060	51	0.25	0.49
1020	4211090197	Mst. Bilkis Begum	Female	37	Late. Md. Jallal Miah	Tailoree	3	3000	500	3500	30.7	4.38	14.27
1021	4211090220	Mst. Arjuda Begum	Female	50	Late. Abdur Razzak	Housewife	6	20000	155	20155	19.7	4.37	22.18
1022	4211090221	Mst. Fozila Begum	Female	50	Late. Mosla Uddin	Day Labour	6	12700	0	12700	73	3.33	4.56
1023	4211090222	Mst. Asia Begum	Female	45	Late. Mosla Uddin	Housewife	4	7000	200	7200	26.5	3.33	12.57
1024	4211110270	Salma	Female	30	Late. Abdul Motaleb	Housewife	4	5000	35	5035	58	3.17	5.47
1025	4211110271	Mazeda	Female	45	Late. Monsur Ali	Housewife	3	9000	0	9000	62	7.1	11.45
1026	4211110272	Taslina	Female	35	Late. Abdul Berek	Housewife	6	15000	50	15050	26	0.58	2.23
1027	4211110273	Fatema	Female	22	Late. Abdul Berek	House Worker	3	9500	20	9520	22	0.6	2.73
1028	4211110274	Sazeda Akter	Female	28	Late. Malek	Housewife	4	22000	40	22040	4.42	1.21	27.38
1029	4211110275	Joynab	Female	45	Late. Malek	Housewife	3	10000	40	10040	3.42	1.21	35.38
1030	4211110276	Mst. Aklima	Female	35	Late. Abdul Haque	Housewife	4	7000	0	7000	19.5	4.1	21.03

Sl. No	Reference No	Name of AP	Sex	Age	Father/ Husband Name	Main Occupation	HHH Size	Distribution Of Affected Households' Income			Percentage Of Loss (Land)		
								HHH Monthly Income From Primary Source	HHH Monthly Income From Secondary Source	HHH Monthly Total Income	Total Land Of Affected Hhs (in Dec)	Affect ed Land (in Dec)	% Of Affect ed Land
1031	4211110277	Mst. Aowlia	Female	50	Late. Abdul Haque	Housewife	3	13000	0	13000	9.5	4.1	43.16
1032	4211110280	Humaira Zaman	Female	34	Hus: Mahmudul Hasan Chowdhury	Service(Non-Govt.)	4	55000	50	55050	49	6.5	13.27
1033	4211110283	Mowrin Zaman Azizi	Female	40	Hus: Late. Mohidul Hasan Washi	Agricultural Work	2	5000	0	5000	157	5.125	3.26
1034	4211110284	Zakia Azizi	Female	42	Hus :- Tohid Arfan	Service(Non-Govt.)	2	45000	500	45500	68	4.125	6.07
1035	4211110309	Parvin Akhter	Female	43	Hus. Sahadat Hossen	Agricultural Work	5	9530	0	9530	24	15	62.5
1036	4211110318	Rohisa	Female	72	Late. Hus. Ala Gazi	House Worker	1	1500	500	2000	68.5	3.17	4.63
1037	4211110337	Parul Akter	Female	31	Hus. Late. Md. Ala Uddin	Housewife	4	0	1500	1500	59.5	30.1	50.59
1038	4211110345	Mohitun Nechha	Female	33	Late. Abdul Haque Mollah	Agricultural Work	4	11850	0	11850	28.5	4.1	14.39
1039	4211110346	Lovely Akhter	Female	30	Hus .Monir Hossen	House Worker	4	8000	50	8050	46	7.5	16.3
1040	4211110354	Halima	Female	45	Late. Abdul Motalib	Fish Seller	4	10500	70	10570	93	3.17	3.41
1041	4211110359	Mst. Morium	Female	60	Hus. Abdur Rahman	Housewife	6	15000	0	15000	46	3.63	7.89
1042	4211120366	Sazeda Begum	Female	39	Hus: Late. Hazrat Ali	Agricultural Work	7	26820	0	26820	61	6	9.84
1043	4211140389	Mst. Selina Begum	Female	44	Hus: M A Hannan	Housewife	7	35000	300	35300	20	4.25	21.25
1044	4211140390	Taslima Akhter	Female	35	Late. Abdur Rahaman	Housewife	5	13000	170	13170	18	4.78	26.56
1045	4211140391	Maanchhuara Akhter	Female	24	Late. Abdur Rahaman	Housewife	3	12000	200	12200	18	4.77	26.5
1046	4211140392	Rokea Begum	Female	54	Late. Abdur Rahaman	Housewife	4	22000	170	22170	18	4.77	26.5
1047	4211140399	Ranu Akhter	Female	25	Late. Fazlul Haque	Housewife	3	2000	300	2300	56	7	12.5
1048	4211140400	Urmia Akhter	Female	35	Tara Miah	Teacher (Non-Govt.)	4	14000	150	14150	48	4.25	8.85

Sl. No	Reference No	Name of AP	Sex	Age	Father/ Husband Name	Main Occupation	HHH Size	Distribution Of Affected Households' Income			Percentage Of Loss (Land)		
								HHH Monthly Income From Primary Source	HHH Monthly Income From Secondary Source	HHH Monthly Total Income	Total Land Of Affected Hhs (in Dec)	Affect ed Land (in Dec)	% Of Affect ed Land
1049	4211140401	Nusrat Rejina Jamal	Female	46	Hus. Nasir Ahammed Khan	Housewife	4	25000	0	25000	26.5	10.33	38.98
1050	4211140402	Masuda Begum	Female	54	Nurul Haque	Housewife	4	9000	260	9260	15	3	20
1051	4211140424	Mst. Saleha (Fensi)	Female	55	Hus: Sahin Ahammed	Housewife	3	25000	3000	28000	88	4.88	5.55
1052	4211140429	Mst. Parvin Begum	Female	42	Hus: Md. Babul Hossen Mollah	Housewife	7	50000	1400	51400	329	11.5	3.5
1053	4211140430	Fowzia Zamal	Female	43	Hus. Md. Sarower Hossen	Teacher (Non-Govt.)	2	45000	300	45300	126.5	15.2	12.02
1054	4211150437	Safia Begum	Female	45	Late. Lal Miah	Housewife	3	6000	265	6265	14.25	1.3571	9.52
1055	4211150438	Mst. Selina Akter	Female	28	Hus. Monir Hossen	Housewife	4	30000	315	30315	14.25	1.3571	9.52
1056	4211150440	Rabeya Begum	Female	60	Late. Lal Miah	Housewife	3	6500	265	6765	14.25	4.75	33.33
1057	4211150442	Sabina	Female	23	Late. Lal Miah	Housewife	3	30000	265	30265	14.25	1.3571	9.52
1058	4211150443	Rokeya Begum	Female	33	Late. Lal Miah	Housewife	4	4000	50	4050	13.75	1.3572	9.87
1059	4211150444	Momela Begum	Female	46	Hus. Monsur Ali	Housewife	6	32000	800	32800	67.5	14.625	21.67
1060	4211160477	Rehana Begum	Female	40	Late. Md. Miaz Uddin	Housewife	5	13000	0	13000	10.5	2.33	22.19
1061	4211170514	Mst. Gol Akter	Female	49	Late Abdur Rashid	Agricultural Work	3	12500	0	12500	73	5.88	8.05
1062	4211170569	Monowara Begum	Female	68	Late Kamiz Uddin	Retired	5	6000	1600	7600	55.8	5.33	9.55
1063	4211170570	Aklima Begum (Runu)	Female	37	Late. Kamij Uddin	Housewife	2	20000	150	20150	40.8	5.33	13.06
1064	4211180599	Mst. Lili Akter	Female	25	Late Tara Miah	Housewife	4	12000	330	12330	14.55	3.425	23.54
1065	4211180602	Lipi Akter	Female	25	Late Tara Miah	Housewife	4	6000	330	6330	12.55	3.425	27.29
1066	4211180607	Maria Akter	Female	17	Late Kadir Miah	Student	3	6000	675	6675	11.05	6.85	61.99

Sl. No	Reference No	Name of AP	Sex	Age	Father/ Husband Name	Main Occupation	HHH Size	Distribution Of Affected Households' Income			Percentage Of Loss (Land)		
								HHH Monthly Income From Primary Source	HHH Monthly Income From Secondary Source	HHH Monthly Total Income	Total Land Of Affected Hhs (in Dec)	Affect ed Land (in Dec)	% Of Affect ed Land
1067	4211180608	Sefali	Female	28	Nayeem	Housewife	3	20000	261	20261	13	2.73	21
1068	4211180609	Mst. Kamrun Nahar	Female	40	Md. Monir Hossain	Service(Non-Govt.)	3	40000	2446	42446	82	25.5	31.1
1069	4211180613	Mst. Zahera Khatun	Female	64	Md. Baset Ali	Employee (Industry,Garments,Construction,Transport)	2	3500	0	3500	34	3	8.82
1070	4211180631	Khodeza Akhter	Female	53	Abdul Aziz	Housewife	5	77000	3500	80500	113	38.75	34.29
1071	4211180633	Shahanaz Pervin	Female	37	Late, Abul Kalam	Housewife	4	0	2000	2000	29.16	2.74	9.4
1072	4211180637	Aysha Akhter	Female	55	Shahjuddin	Housewife	4	68000	0	68000	184	8	4.35
1073	4211180648	Jaytun Begum	Female	79	Late. Hazrat Ali	Housewife	1	0	480	480	11	5	45.45
1074	4211180669	Lily	Female	61	Late. Elahi	Housewife	2	4000	480	4480	11	5	45.45
1075	4211180674	Rehana	Female	37	Abu Sayeed	Housewife	5	6000	260	6260	9	2.74	30.44
1076	4211180676	Kajol Rekha	Female	20	Minar	Housewife	4	12000	0	12000	18	2.74	15.22
1077	4211180685	Nasima	Female	30	Late Kafil Uddin	Housewife	3	15000	260	15260	8	2.73	34.13
1078	4211190581	Yasmin Akhter	Female	35	Late Abu Sayeed	Housewife	5	20000	350	20350	38	8.31	21.87
1079	4211190583	Bithi Akhter	Female	21	Late Shahadat Hossain	Agricultural Work	4	21000	0	21000	69	15.11	21.9
1080	4211190595	Farzana Boby	Female	41	Late Abdul Baten Bhuiyan	Agricultural Work	4	16500	0	16500	100	7	7
1081	4211210696	Fatema	Female	22	Yasin	Housewife	5	70000	3000	73000	53	6.63	12.51
1082	4211210718	Mst. Selina Akhter	Female	48	Hus. Md. Gias Uddin Miah	Housewife	4	10000	1000	11000	42	14	33.33
1083	4211210729	Mst. Ozufa Akhter	Female	67	Late. Mohiz Uddin Bhuiyan	Agricultural Laborer	2	6000	0	6000	7	5	71.43
1084	4211220741	Yasmin	Female	39	Hus. Jaidul Islam	Housewife	3	12000	1000	13000	50.5	3.75	7.43

Sl. No	Reference No	Name of AP	Sex	Age	Father/ Husband Name	Main Occupation	HHH Size	Distribution Of Affected Households' Income			Percentage Of Loss (Land)		
								HHH Monthly Income From Primary Source	HHH Monthly Income From Secondary Source	HHH Monthly Total Income	Total Land Of Affected Hhs (in Dec)	Affect ed Land (in Dec)	% Of Affect ed Land
1085	4211230772	Anowara	Female	55	Late. Ambor Ali	Housewife	3	12000	0	12000	48	4.05	8.44
1086	4211230773	Piyara Begum	Female	46	Late. Ambor Ali	Housewife	3	15000	0	15000	10.38	4.05	39.02
1087	4211230774	Rashida Akter Pervin	Female	37	Hus. Gazi Osman Goni	Housewife	4	30000	0	30000	20.38	4.05	19.87
1088	4211230775	Mosheda Pervin	Female	30	Hus. Rafiqul Islam	Housewife	4	20000	0	20000	10.38	4.05	39.02
1089	4211250777	Parul Akter	Female	56	Hus: Hyder Ali	Housewife	6	37000	0	37000	102	0.5	0.49
1090	4211250780	Kamrun Nahar Kakoli	Female	29	Late Abdur Quddus	Housewife	3	15000	1000	16000	28	5.305	18.95
1091	4211250785	Nazmun Nahar Bithi	Female	28	Late Abdur Quddus	Housewife	3	13000	0	13000	28	5.305	18.95
1092	4211250786	Masuda Begum	Female	43	Late Abdur Motalab Bhuiyan	Agricultural Work	2	4000	2000	6000	74	5.93	8.01
1093	4211250787	Sarmin Akhter	Female	28	Late Abdur Motalab Bhuiyan	Housewife	3	8000	200	8200	75	5.92	7.89
1094	4211250789	Hena Akhter	Female	29	Hus: Jahangir Alam	Teacher (Non-Govt.)	3	17000	1000	18000	76	5.93	7.8
1095	4211250791	Rasheda Begum	Female	38	Hus: Md. Kamal	Employee (Industry,Garments,Construction,Transport)	4	18000	1000	19000	74	5.93	8.01
1096	4211250797	Mst. Hasne Ara Begum	Female	61	Md. Waliullah	Housewife	5	14000	0	14000	37	2.25	6.08
1097	4211250807	Nasima Begum	Female	45	Late Jangshad Ali	Housewife	3	12000	50	12050	17.3	1.2	6.94
1098	4211250808	Saleha Begum	Female	50	Late Jamshad Ali	Tailoree	2	6000	100	6100	6.3	1.2	19.05
1099	4211250810	Rashida Begum	Female	48	Late. Jamshed Ali	Housewife	4	12000	500	12500	15.3	1.2	7.84
1100	4211250811	HOSNARA BEGUM	Female	55	Late Jamshad Ali	Agricultural Work	2	12300	0	12300	19.3	1.2	6.22
1101	4211250812	Mariam Begum	Female	50	Late Jangshad Ali	Housewife	5	31000	0	31000	6.3	1.2	19.05
1102	4211250819	Labu	Female	55	Late. Abul Kashem	Housewife	3	20000	2000	22000	75	7.125	9.5

Sl. No	Reference No	Name of AP	Sex	Age	Father/ Husband Name	Main Occupation	HHH Size	Distribution Of Affected Households' Income			Percentage Of Loss (Land)		
								HHH Monthly Income From Primary Source	HHH Monthly Income From Secondary Source	HHH Monthly Total Income	Total Land Of Affected Hhs (in Dec)	Affect ed Land (in Dec)	% Of Affect ed Land
1103	4211250821	Nurjahan Begum	Female	71	Late, Moksed Ali Munshi	Retired	8	80000	85	80085	15	2.42	16.13
1104	4211250824	Ambiya Khatun	Female	57	Late Moksed Ali	Housewife	5	12800	0	12800	43	2.41	5.6
1105	4211250825	Hena Akhter	Female	55	Late Moksed Ali	Housewife	4	14000	0	14000	97	2.41	2.48
1106	4211250826	Jahanara	Female	40	Hus: Sirazuddin	Housewife	5	13000	0	13000	32	3.5	10.94
1107	4211250827	Hasneara	Female	42	Late Mofiz Uddin	Housewife	4	15000	100	15100	31.5	3.5	11.11
1108	4211250837	Parul Akhter	Female	40	Late Sattar Bhuiyan	Grocery Shop	3	18000	1100	19100	208.5	16.5	7.91
1109	4211260875	Gul Rehan	Female	37	Hus. Dulu Miah	Employee (Industry, Garments, Construction, Transport)	7	20000	700	20700	33	8	24.24
1110	4211260876	Nargis	Female	35	Late. Sukkur Ali	Housewife	3	12000	100	12100	9	3.16	35.11
1111	4211270882	Rupban	Female	40	Late. Taher Ali	Housewife	4	28000	840	28840	28.86	1.007	3.49
1112	4211270883	Shafia Begum	Female	37	Late. Taher Ali	Housewife	5	18000	0	18000	130.86	1.007	0.77
1113	4211270884	Rubi	Female	32	Late. Tahel Ali	Agricultural Work	4	13166	0	13166	33.86	1.007	2.97
1114	4211270885	Shasta	Female	60	Late. Taher Ali	Agricultural Work	2	1095	0	1095	33.86	1.007	2.97
1115	4211270887	Setara Begum	Female	60	Late. Zahirul	Agricultural Work	5	26024	40	26064	34.87	1.007	2.89
1116	4211270888	Momtaz Begum	Female	55	Late. Zahirul	Agricultural Work	3	8730	0	8730	21.87	1.007	4.6
1117	4211270892	Sofia Begum	Female	45	Late. Sofor Ali	Housewife	5	18000	35	18035	16.86	1.018	6.04
1118	4211270893	Maliky	Female	48	Late. Sofor Ali	Housewife	5	11500	1000	12500	33.86	1.018	3.01
1119	4211270909	Rabeya	Female	70	Hus.Late. Mannan Bepari	Agricultural Work	7	12401	0	12401	38	1.38	3.63
1120	4211270936	Mina Begum	Female	48	Hus. Omar Ali	Housewife	6	13000	0	13000	11.5	2	17.39

Sl. No	Reference No	Name of AP	Sex	Age	Father/ Husband Name	Main Occupation	HHH Size	Distribution Of Affected Households' Income			Percentage Of Loss (Land)		
								HHH Monthly Income From Primary Source	HHH Monthly Income From Secondary Source	HHH Monthly Total Income	Total Land Of Affected Hhs (in Dec)	Affect ed Land (in Dec)	% Of Affect ed Land
1121	4211270944	Sharifa	Female	57	Late. Sona Miah	Housewife	6	20000	200	20200	7	0.17	2.43
1122	4211270945	Rofeja Begum	Female	56	Abu Dayen	Agricultural Work	4	8000	0	8000	9	0.17	1.89
1123	4211270946	Asmot Ara Begum	Female	45	Hus. Abdul Kader Miah	Agricultural Work	6	19700	0	19700	9	0.17	1.89
1124	4211270947	Fatema	Female	75	Late. Sona Miah	Aged	5	12500	0	12500	24.25	0.16	0.66
1125	4211270948	Rezia Begum	Female	82	Hus. Late. Islam	Aged	7	21000	0	21000	5	0.95	19
1126	4211270953	Kobita Begum	Female	55	Hus. KM Saiful Islam	Business	4	35000	3180	38180	161	25.6	15.9
1127	4211270961	Rokeya Begum	Female	59	Late. Taher Ali	Housewife	7	18000	0	18000	9.11	1.11	12.18
1128	4211270962	Nargis Akhter	Female	37	Late. Taher Ali	Housewife	4	10000	112	10112	19.11	3.17	16.59
1129	4211270965	Nur Akhter	Female	46	Late. Saizuddin	Housewife	4	15000	0	15000	10.11	3.17	31.36
1130	4211270966	Goal Akhter	Female	62	Late. Saizuddin	Housewife	3	15000	115	15115	7.11	3.18	44.73
1131	4211270969	Rehena Akhter	Female	49	Late. Tomij Uddin	Medicine Shop	2	12000	1000	13000	67	13	19.4
1132	4211270970	Saleha Begum	Female	38	Late. Abu Siddique	Housewife	5	176000	57	176057	12.238	1.62	13.24
1133	4211270973	Mst. Jannati	Female	20	Late. Nazrul Islam	Student	2	5000	0	5000	8	0.67	8.38
1134	4211270975	Halima	Female	30	Hus. Ali Ahammed	Housewife	4	12500	0	12500	16.238	1.62	9.98
1135	4211270976	Lily	Female	47	Late. Abdul Malek	House Worker	3	11000	2000	13000	70	0.1	0.14
1136	4211270977	Shanty	Female	40	Late. Abdul Malek	House Worker	3	3000	0	3000	69	0.1	0.14
1137	4211270978	Shilpi	Female	35	Late. Abdul Malek	Housewife	5	15000	2000	17000	70	0.1	0.14
1138	4211270979	Ruby	Female	48	Late. Abdul Malek	Agricultural Work	3	42123	0	42123	65	0.1	0.15

Sl. No	Reference No	Name of AP	Sex	Age	Father/ Husband Name	Main Occupation	HHH Size	Distribution Of Affected Households' Income			Percentage Of Loss (Land)		
								HHH Monthly Income From Primary Source	HHH Monthly Income From Secondary Source	HHH Monthly Total Income	Total Land Of Affected Hhs (in Dec)	Affect ed Land (in Dec)	% Of Affect ed Land
1139	4211270993	Habiba Akhter	Female	23	Lte. Moba rak Hossain	Housewife	3	12000	530	12530	21.17	0.1	0.47
1140	4211270994	Mafia Akhter	Female	20	Late. Moba rak Hossain	Housewife	3	13000	0	13000	5.66	0.1	1.77
1141	4211271001	Jamila Khatun	Female	55	Late. Taijuddin	Housewife	3	20000	500	20500	58	14.6	25.17
1142	4211271005	Shipli Akter	Female	25	Hus.Abdul Gafur	House Worker	3	11000	0	11000	69	2.06	2.99
1143	4211271011	Rowsan Ara	Female	55	Hus. Mir Abdul Mojid	Housewife	5	33000	450	33450	34.25	14	40.88
1144	4211271043	Yasmin Begum	Female	45	Hus. Md. Wajid Bhuiyan	Agricultural Laborer	4	13000	240	13240	70	6.75	9.64
1145	4211271048	Mina Haque	Female	49	Hus- Kazi Anisul Hoque	Housewife	3	55000	0	55000	28	10.75	38.39
1146	4211271068	Rina Akhter	Female	45	Hus. Hazi Mohi Uddin	Housewife	3	50000	0	50000	53	8.35	15.75
1147	4211271069	Momtaz Bugum	Female	59	Hus- Late. Aman Ullah	Agricultural Work	7	21362	0	21362	116	8.35	7.2
1148	4211271082	Yarun Begum	Female	50	Late. Adbul Razzaq	Housewife	4	35000	0	35000	6.238	0.96	15.39
1149	4211271088	Khodaza Akhter	Female	45	Kofil Uddin	Housewife	4	35000	160	35160	20	4	20
1150	4211271096	Anowara	Female	50	Late. Abdul Mannan	Housewife	4	15000	0	15000	8.238	0.95	11.53
1151	4211271097	Momtaz Begum	Female	40	Late. Abdul Razzaq	Housewife	3	13000	0	13000	2.238	0.96	42.9
1152	4211271098	Shajeda Begum	Female	19	Late. Shahajahan	Agricultural Work	2	13300	0	13300	105.238	0.95	0.9
1153	4211281111	Rabeya	Female	34	H : Borhan Uddin	Agricultural Work	6	9331	0	9331	12	4.86	40.5
1154	4211281124	Marzina Begum	Female	40	Hus -Harun Mia	Housewife	4	12000	215	12215	21	6	28.57
1155	4211281126	Kohinur Akhter Koly	Female	35	H- Elias Bhuiyan	Housewife	4	40000	0	40000	21	1.37	6.52
1156	4211281130	Masuda Begum	Female	47	H- Saiudul Hoque	Service (Govt.)	5	82500	0	82500	11	2.3	20.91

Sl. No	Reference No	Name of AP	Sex	Age	Father/ Husband Name	Main Occupation	HHH Size	Distribution Of Affected Households' Income			Percentage Of Loss (Land)		
								HHH Monthly Income From Primary Source	HHH Monthly Income From Secondary Source	HHH Monthly Total Income	Total Land Of Affected Hhs (in Dec)	Affect ed Land (in Dec)	% Of Affect ed Land
1157	4211281131	Mst. Mazeda Begum	Female	49	H- Md. Mejbah Uddin Mollah	Tailoree	6	40000	0	40000	27.5	8.5	30.91
1158	4211281137	Hazera	Female	66	Hus. Ynus Ali	Housewife	10	20950	0	20950	51.33	20.83	40.58
1159	4211281140	Mst. Halima Begum	Female	43	Hus: Solim Ullah	Tailoree	5	34000	0	34000	23.5	4.5	19.15
1160	4211281155	Saleha Begum	Female	63	Abdul Khalek Mirdha	Housewife	3	18000	0	18000	74	32.75	44.26
1161	4211281156	Shahida Begum	Female	41	Hus. Md. Abul Hossain	Housewife	7	18000	70	18070	6	2.63	43.83
1162	4211281159	Majeda Khatun	Female	40	Hus. Nur Islam	Housewife	4	15000	80	15080	62.5	2.5	4
1163	4211281172	Nargis Begum	Female	44	Hus . Md. Ajizul Hoque	Housewife	4	22000	1000	23000	85	2.42	2.85
1164	4211281181	Dil Afroza Swarna	Female	45	Hus. Ali Imam	Housewife	3	12000	500	12500	30	11	36.67
1165	4211281183	Shafia Begum	Female	60	Late. Kazim Uddin	Housewife	4	8000	50	8050	17.5	1.5	8.57
1166	4211281193	Nuroon Nesa	Female	59	Hus- Late. Arju Bhuiyan	Housewife	2	12500	0	12500	16	4.75	29.69
1167	4211281194	Bilkis Akher	Female	34	Hus. Kamruzzaman	Teacher (Non-Govt.)	3	13000	0	13000	16	4.75	29.69
1168	4211281198	Abe Kawsar	Female	42	H- Late. Babul Mollah	Agricultural Work	4	500	4500	5000	44	17.5	39.77
1169	4211281201	Jobeda Begum	Female	49	H- Late. Abdul Mojid	Housewife	9	25000	0	25000	36.75	4.75	12.93
1170	4211281203	Nurzahan	Female	96	Hus. Late. Khabir Uddin	Aged	6	8000	500	8500	33.75	7.45	22.07
1171	4211281213	Monowara Begum	Female	52	H- Ayet Ali	Tailoree	5	12500	55	12555	23	2.2	9.57
1172	4211281227	Pervin	Female	40	Late. Kadom Ali	Agricultural Work	3	50973	0	50973	73	2.41	3.3
1173	4211281228	Mst. Selena Akhter	Female	34	Hus .Faruq Miah	Housewife	5	12000	70	12070	48	2.91	6.06
1174	5111270919	Momtaz Uddin	Male	53	Md. Miaz Uddin	Business	7	18000	0	18000	58.57	6.6428	11.34

Sl. No	Reference No	Name of AP	Sex	Age	Father/ Husband Name	Main Occupation	HHH Size	Distribution Of Affected Households' Income			Percentage Of Loss (Land)		
								HHH Monthly Income From Primary Source	HHH Monthly Income From Secondary Source	HHH Monthly Total Income	Total Land Of Affected Hhs (in Dec)	Affect ed Land (in Dec)	% Of Affect ed Land
1175	5111270957	Auwal Miah	Male	46	Miaz Uddin	Selling Of Open Place	4	8000	0	8000	5.57	2.8928	51.94
1176	5111281103	Sultan Mahamud	Male	52	Late. Joynal Abedin Bhuiyan	Hand/Power Loom	5	100000	0	100000	24	9.6	40
1177	5111281104	Mofazzal Hossain Bhuiyan	Male	52	Late. Saijuddin Bhuiyan	Garments Business	6	410000	518180	928180	556	4.87	0.88
1178	5211020098	Mst. Rashida Begum	Female	30	Hus. Bokul Miah (Bodrul Alam)	Service(Non-Govt.)	5	15500	500	16000	0	0	0